

Key Investor Information

This document provides you with key investor information about this fund. It is not marketing material. The information is required by law to help you understand the nature and the risks of investing in this fund. You are advised to read it so you can make an informed decision about whether to invest.



Aberdeen Sterling Money Market Fund I Acc (ISIN GB00B1C42332)
Aberdeen Sterling Money Market Fund I Inc (ISIN GB00B1C42449)

A sub-fund of Aberdeen Investment Funds ICVC. Aberdeen Standard Fund Managers Limited is the Authorised Corporate Director that manages the Fund.

Objectives and investment policy

Objective: To generate income and preserve the value of the shareholder’s investment over the short term (income and capital preservation).

Investment policy: The Fund invests 80% or more of its total net assets in cash deposits and other similar investment types. The Fund may be suitable for investors comfortable with a relatively low level of risk, but less security than a deposit account with a bank. The Fund may deliver a lower return than a higher risk Fund. Your capital is not guaranteed.

Derivatives: The Fund may use derivatives for efficient portfolio management, which includes reducing exposure to various investment risks (hedging).

Benchmark: The Fund is actively managed within its investment objective and policy, and is not limited by any benchmark.

If you invest in income shares, income from investments in the Fund will be paid out to you. If you invest in accumulation shares, income will be added to the value of your shares.

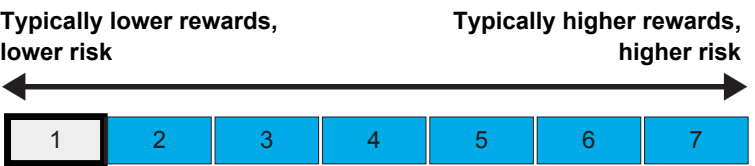
Recommendation: This Fund may be appropriate for investors with an investment time horizon of less than one year.

You can normally submit instructions to buy and sell shares in the Fund, between 9am and 5pm, on any day which is a working day in London. However, please see aberdeenstandard.com for details of any non-dealing days.

Further information about the Fund can be found in the Prospectus.

Risk and reward profile

The Risk and Reward Indicator table demonstrates where the Fund ranks in terms of its potential risk and reward. The higher the rank the greater the potential reward but the greater the risk of losing money. It is based on past data, may change over time and may not be a reliable indication of the future risk profile of the Fund. The shaded area in the table below shows the Fund’s ranking on the Risk and Reward Indicator.



- This Fund is ranked at 1 because funds of this type have experienced very low rises and falls in value in the past.
- Please note that even the lowest risk class can lose you money and that extreme market circumstances can mean you suffer severe losses in all cases. The value of investments and the income from them can go down as well as up and investors may get back less than the amount invested.
- A full list of risks applicable to this Fund can be found in the Prospectus.

Charges

The charges you pay are used to pay the costs of running the Fund, including the costs of marketing and distributing it. These charges reduce the potential growth of your investment.

One-off charges taken before or after you invest

Entry charge	0.00%
Exit charge	0.00%

These are the maximum charges that we might take out of your money before it is invested and before we pay out the sale proceeds of your investment. In some cases, you might pay less and you should speak to your financial adviser about this.

Charges taken from the Fund over a year

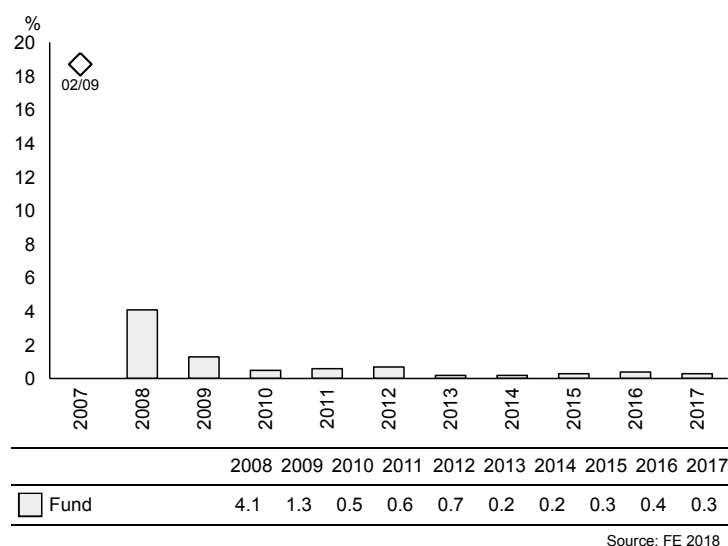
Ongoing charges	0.15%
-----------------	-------

Charges taken from the Fund under specific conditions

Performance fee	NIL
-----------------	-----

- The Ongoing Charges figure is an estimate based on the last year's expenses and may vary from year to year. It excludes the costs of buying or selling assets for the Fund. An estimate is used in order to provide the figure that will most likely be charged.
- Where the Fund invests in an open-ended collective investment scheme which is operated or managed by the ACD/the Manager or an associate of the ACD/the Manager, no additional annual management charge will be incurred by the Fund on such an investment.
- The annual report for each financial year will include detail on the exact charges made.
- The Ongoing Charge figure is as at 31/07/18.
- Further information on the charges can be found in the Prospectus.

Past performance



- You should be aware that past performance is not a guide to future performance.
- Fund launch date: 13/08/1990.
- Share/unit class launch date: 03/09/2007.
- Performance is calculated in GBP.
- ♦ Past performance until this date includes some simulated data or data for another share/unit class with similar characteristics.
- Performance, which is based on Accumulation share class, is net of charges (excluding entry charge) and net of tax.
- The fund does not have an index-tracking objective.

Practical information

- This document describes only one share class and other share classes are available. Information on how to buy, sell and switch shares is available by contacting us (see below).
- Detailed information about the Fund, including its Prospectus, latest Annual and Half-Yearly reports and current share prices is available at aberdeenstandard.com. Alternatively, please contact Aberdeen Standard Fund Managers Limited, PO BOX 12233, Chelmsford, Essex CM99 2EE. Telephone: 0345 113 6966. Email: customer.services@aberdeenstandard.com. The documents are available in English only.
- Aberdeen Investment Funds ICVC offers a range of funds with diversified investment objectives. The Prospectus, Annual and Half-Yearly reports cover all the funds within Aberdeen Investment Funds ICVC. In the unlikely event of one fund having debts, the assets of the other funds may not be used to settle these.
- The Fund's Authorised Corporate Director is Aberdeen Standard Fund Managers Limited.
- The depositary of the Fund is Citibank Europe plc, acting through its UK Branch.
- The tax legislation of the United Kingdom may have an impact on your personal tax position.
- Aberdeen Standard Fund Managers Limited may be held liable solely on the basis of any statement contained in this document that is misleading, inaccurate or inconsistent with the relevant parts of the prospectus for the Fund.
- Details of an up-to-date UCITS V Remuneration Policy Statement, including but not limited to, a description of how remuneration and benefits are calculated, and the identities of persons responsible for awarding remuneration and benefits, including the composition of the Remuneration Committee, are available at aberdeenstandard.com and a paper copy will be made available free of charge on request to the Authorised Corporate Director.

Key Investor Information

This document provides you with key investor information about this fund. It is not marketing material. The information is required by law to help you understand the nature and risks of investing in the fund. You are advised to read it so you can make an informed decision about whether to invest.

Artemis High Income Fund (the "fund")

Class I quarterly distribution units, GBP [ISIN: GB00B2PLJN71]

The fund is managed by Artemis Fund Managers Limited.

Objectives and investment policy

Objective: The fund aims to achieve a higher than average initial yield, combined with the prospect of rising income and some capital growth over the long-term.

Policy:


- The emphasis of the fund will be investment in UK fixed-interest securities and preference shares but it can invest in all economic sectors around the world and in company shares.
- The fund has discretion in its choice of investments and is not restricted by the size of the company, the industry it trades in, or the geographical spread of the portfolio.
- The fund may invest in fixed interest securities which are investments (which could be issued by a company, a government or another entity) that pay a fixed level of income or interest.
- The fund may invest in preference shares. These are investments (issued by a company) that pay a fixed level of income. The income is paid as a dividend rather than interest and must be paid before any income from the company's other non-preference shares.
- The fund may invest in derivatives (financial instruments whose value is linked to the expected price movements of an underlying asset) to protect the value of the fund, reduce costs and/or generate additional income.

Other information:

- Investment in the fund should be regarded as a medium to long-term investment.
- Class I units are only available to investors at Artemis Fund Managers Limited's discretion.
- You can buy and sell units Monday to Friday, except on UK public holidays, each week.
- Transactions are processed at 12 noon UK time and we will include your instruction to buy or sell units if it is received before that point.
- Any income the fund receives can be paid out to you.

For further explanation of some of the terms used above, please visit our website artemisfunds.com/glossary to view a glossary of terms.

Risk and reward profile



- The fund is in the risk category shown due to its historic volatility (how much and how quickly the value of units in the fund have risen and fallen in the past). It may not be a reliable indication of the future risk profile of the fund.
- The risk category shown is not guaranteed and may change over time.
- A risk indicator of "1" does not mean that the investment is "risk free".

The risk indicator may not fully take into account the following risks:

- The price of units, and the income from them, can fall and rise because of stockmarket and currency movements.
- Stockmarket prices, currencies and interest rates can move irrationally and can be affected unpredictably by diverse factors, including political and economic events.
- A portion of the fund's assets may be invested in a currency other than the fund's accounting currency (sterling). The value of these assets, and the income

from them, may decrease if the currency falls in relation to sterling, in which the fund is valued and priced.

- Investments in fixed interest securities are subject to market and credit risk and will be impacted by movements in interest rates. Interest rate movements are determined by a number of economic factors, in particular market expectations of future inflation.
- The fund can invest in higher-yielding bonds, which may increase the risk to your capital due to a higher likelihood of the company issuing the bonds failing to pay returns on investments. Changes to market conditions and interest rates can have a larger effect on the values of higheryielding bonds than other bonds.
- The fund holds bonds which could prove difficult to sell. As a result, the fund may have to lower the selling price, sell other investments or forego more appealing investment opportunities.

Charges for the fund

- The charges you pay are used to pay the costs of running the fund, including the costs of marketing and distributing it. The charges reduce the potential growth of your investment.

One-off charges taken before or after you invest	
Entry charge	None
Exit charge	None
This is the maximum that might be taken out of your money before it is invested.	
Charges taken from the fund over a year	
Ongoing charge	0.69%
Charges taken from the fund under certain specific conditions	
Performance fee	None

- The ongoing charges figure is based on the expenses for the year ending December 2017. This may vary from year to year.
- The ongoing charges figure includes any entry/exit charge paid by the fund when buying or selling shares or units in another fund.
- Some or all of the annual management charge is taken

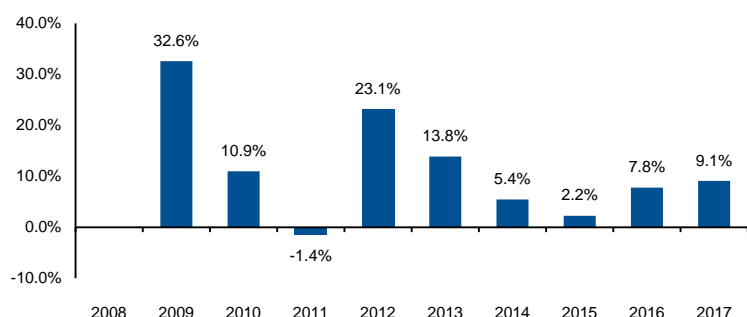
from capital, which will restrict the increase in the value of the units.

Other costs

- There are two prices for this unit class each day – a higher price you pay to buy units (the 'offer' price) and a lower price you receive when you sell units (the 'bid' price). The difference between the prices is called the 'spread'.
- The spread is separate to the entry, exit and ongoing charges shown in the table.
- The spread reflects the difference between the buying and selling prices of the investments in the fund's underlying portfolio and the costs associated with buying and selling those investments (for example, brokers' commission and transaction taxes).

For more information about charges and costs, please see section 15 of the fund's prospectus, or visit our website at artemisfunds.com.

Past performance



- Past performance in the chart shown includes all charges except entry charges for the period when these were applicable.
- How the fund has performed in the past is not a guide to how it will perform in the future.
- Performance is calculated in sterling.
- This fund was launched on 26 May 1995.
- This class was launched on 7 March 2008.

Practical information

- The Trustee of the fund is J.P. Morgan Europe Limited.
- This document describes the relevant unit class. Further information, which will relate to the complete fund, can be obtained from the fund's prospectus and the latest annual and half-yearly reports. The documents are in English and available free of charge. These can be found, along with other information such as the price of the fund's units, at artemisfunds.com or by phoning 0800 092 2051 (from UK) or +441268 445 401.
- Information about Artemis' remuneration policy is available at artemisfunds.com; a paper copy is available free of charge on request.
- UK tax legislation that applies to the fund may have an impact on your personal tax position.
- Artemis Fund Managers Limited may be held liable solely on the basis of any statement contained in this document that is misleading, inaccurate or inconsistent with the relevant parts of the prospectus for the fund.

- You can switch your investments between funds or types of shares or units in the Artemis range. For further information, please refer to the prospectus, artemisfunds.com or phone 0800 092 2051 (from UK) or +441268 445 401.
- The fund is authorised in the UK and regulated by the Financial Conduct Authority.
- Artemis Fund Managers Limited is authorised in the UK and regulated by the Financial Conduct Authority.
- This key investor information is accurate as at 6 June 2018.

This document provides you with key investor information about this fund. It is not marketing material. The information is required by law to help you understand the nature and the risks of investing in this fund. You are advised to read it so you can make an informed decision about whether to invest.

FRAMLINGTON EQUITIES

AXA Framlington UK Smaller Companies Fund

Unit class: AXA Framlington UK Smaller Companies Fund Z Accumulation GBP (ISIN: GB00B7MMLM18)

This Fund is managed by AXA Investment Managers UK Limited, part of the AXA IM Group

Unit class Z Accumulation GBP (GB00B7MMLM18) is representative for Unit class Z Income GBP (GB00BRJZVS95).

Objective and Investment Policy

Investment Objective

The aim of this Fund is to provide long-term capital growth.

Investment Policy

The Fund invests in shares of UK listed companies which the fund manager believes will provide above-average returns. The Fund invests primarily in small companies. The fund manager selects shares based upon analysis of a company's financial status, quality of its management, expected profitability and prospects for growth. The fund manager has full discretion to select investments for the Fund in line with the above investment policy and in doing so may take into consideration the FTSE Small Cap Ex Investment Trusts Index.

Income

Income from investments in the Fund may be paid out to you directly if you hold income units.

Income from investments in the Fund will be rolled up into the value of your unit if you hold accumulation units.

Fund Currency

The reference currency of the Fund is Sterling.

Investment Horizon

This Fund may not be suitable for investors who plan to withdraw their contribution within five years.

Processing of subscription and redemption orders


Your orders to buy, sell or transfer units in the Fund must be received by the Administrator by 12 noon on any working day, to receive that day's Fund price. Please note that if your order is placed by an intermediary or Financial Adviser they may require extra processing time.

The Net Asset Value of this Fund is calculated on a daily basis.

Minimum initial investment: £100,000

Minimum subsequent investment: £5,000

Risk and Reward Profile



The risk category is calculated using historical performance data and may not be a reliable indicator of the Fund's future risk profile.

The risk category shown is not guaranteed and may shift over time.

The lowest category does not mean risk free.

Why is this Fund in this category?

The capital of the Fund is not guaranteed. The Fund is invested in financial markets and uses techniques and instruments which are

subject to some level of variation which may result in gains or losses.

Additional Risks

Liquidity Risk: some investments may trade infrequently and in small volumes. As a result the Fund manager may not be able to sell at a preferred time or volume or at a price close to the last quoted valuation. The Fund manager may be forced to sell a number of such investments as a result of a large redemption of units in the Fund. Depending on market conditions, this could lead to a significant drop in the Fund's value and in extreme circumstances lead the Fund to be unable to meet its redemptions.

Further explanation of the risks associated with an investment in this Fund can be found in the prospectus.

FRAMLINGTON EQUITIES

AXA Framlington UK Smaller Companies Fund

Charges

The charges you pay are used to pay the cost of running the fund, including the costs of marketing and distributing it. These charges reduce the potential growth of your investment.

One-off charges taken before or after you invest

Entry charge	none
Exit charge	none

This is the maximum that might be taken out of your money before it is invested.

Charges taken from the fund over a year

Ongoing charge	0.84%
----------------	-------

Charges taken from the fund under certain specific conditions

Performance fees	none
------------------	------

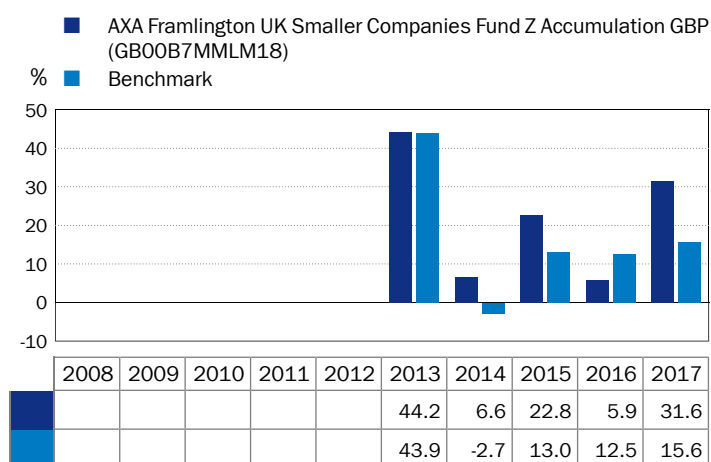
The entry and exit charges shown are maximum figures. In some cases, you might pay less - you can find this out from your Financial Adviser.

The ongoing charges figure is based on expenses for the twelve month period ending December 2017. This figure may vary from year to year. It excludes:

- Performance fees
- Portfolio transaction costs, except in the case of an entry/exit charge paid by the Fund when buying or selling units in another collective investment undertaking

For more information about charges, please refer to AXA IM website: <https://retail.axa-im.co.uk/fund-charges-and-costs> as well as the Fees and Expenses section of the prospectus which is available at www.axa-im.com.

Past Performance



Past performance is not a reliable indicator of future results.

Past performance is shown after the deduction of ongoing charges. Any entry/exit fees are excluded from the calculation.

The Fund was launched on 27/04/2001 and the unit in 2012.

Past performance has been calculated in Sterling and is expressed as a percentage change of the Fund's Net Asset Value at each year end.

The Benchmark is the 100% FTSE Small Cap Ex Inv.Trusts Total Return Net (FTPTTSCX).

Practical Information

Trustee:

Nat West
Trustee and Depository Services Ltd.,
Younger Building
1st Floor
3 Redheughs Avenue
Edinburgh
EH12 9RH

Further information: More detailed information on this Fund, such as the prospectus as well as the latest annual and semi-annual report, can be obtained free of charge from the Fund's Management Company, the Administrator, the Fund's distributors or online at www.axa-im.com. These documents are available in English.

More unit classes are available for this Fund. For more details about other units, please refer to the prospectus, which is available at www.axa-im.com.

Details of the up to date remuneration policy of the Management Company are published online at <https://www.axa-im.com/en/remuneration>. This includes the description of how remuneration and benefits are awarded for employees, and information on the remuneration committee. The Management Company provides a paper copy free of charge upon request.

Net Asset Value Publication: the Net Asset Value per unit is available at www.axa-im.com and at the registered office of the Management Company.

Tax Legislation: the Fund is subject to the tax laws and regulations of the United Kingdom. Depending on your own country of residence this might have an impact on your investments. For further details, you should consult a tax adviser.

Specific Unit class Information:

Unit class Z Accumulation GBP (GB00B7MMLM18) is representative for Unit class Z Income GBP (GB00BRJZVS95).

Liability Statement: AXA Investment Managers UK Limited may be held liable solely on the basis of any statement contained in this document that is misleading, inaccurate or inconsistent with the relevant parts of the prospectus for the Fund.

Switching between Funds: unitholders may apply for their units to be converted into units of another Fund, provided that the conditions for accessing the target units are fulfilled. Investment would be at the Net Asset Value of the target fund, calculated on the Valuation Day following receipt of the conversion request.

The redemption and subscription costs connected with the conversion may be charged to the unitholder as indicated in the prospectus.

For more details about how to switch Fund, please refer to the section in the Fund's prospectus entitled "Can I switch units and what are the implications?", which is available at www.axa-im.com.

Key Investor Information



This document provides you with key investor information about this fund. It is not marketing material. The information is required by law to help you understand the nature and the risks of investing in this fund. You are advised to read it so you can make an informed decision about whether to invest.

Baillie Gifford Japanese Fund - Class B Shares

Accumulation Shares - ISIN GB0006011133 (also representative of Income Shares ISIN GB0006010945)

This Fund is a sub-fund of Baillie Gifford Overseas Growth Funds ICVC which is an Investment Company with Variable Capital. Baillie Gifford & Co Limited is the Authorised Corporate Director of the Fund and is wholly owned by Baillie Gifford & Co.

Objectives and investment policy

Objective

- The Fund aims to produce attractive capital growth over the long term.

Policy

- To invest in any economic sector in Japan.
- Investment will be mainly in shares of companies.

Other Information

- You can sell some or all of your shares on any business day in the United Kingdom by contacting our Dealing Department by phone or post. Where properly completed documentation is received by post, shares will be sold at the next valuation point following receipt of the instruction.
- For Accumulation shares income will be re-invested. No further shares will be purchased but the reinvestment will be reflected in the price of your existing accumulation shares. You are, however, deemed to have received the income for tax purposes.
- For Income shares any income due to you will be paid into your bank or building society account, paid on the dates specified in the Prospectus.
- For further explanation and information see the investment objective and policy section of the Prospectus, which is available by contacting us.
- Recommendation: this Fund may not be appropriate for investors who plan to withdraw their money within five years.

Risk and reward profile

The Risk and Reward Indicator table demonstrates where the Fund ranks in terms of its potential risk and reward. The higher the rank the greater the potential reward but the greater the risk of losing money. It is based on past data, may change over time and may not be a reliable indication of the future risk profile of the Fund. The shaded area in the table below shows the Fund's ranking on the Risk and Reward Indicator.

Typically lower rewards,
lower risk

Typically higher rewards,
higher risk



- Please note that even the lowest risk class can lose you money and that extreme adverse market circumstances can mean you suffer severe losses in all cases.
- The Fund is classified in the category above because it invests in company shares which generally provide higher rewards and higher risks than other investments such as bonds or cash.
- The indicator does not take into account the following relevant material risks:
 - Investment markets can go down as well as up and market conditions can change rapidly. The value of an investment in the Fund, and any income from it, can fall as well as rise and you may not get back the amount invested.
 - The Fund has exposure to foreign currencies and changes in the rates of exchange will cause the value of any investment, and income from it, to fall as well as rise and you may not get back the amount invested.
 - Custody of assets involves a risk of loss if the custodian becomes insolvent or breaches duties of care.
 - The Fund's exposure to a single market and currency may increase share price movements.
 - Where possible, charges are taken from the Fund's revenue. Where there is insufficient revenue, the remainder will be taken from capital. This will reduce the capital value of the Fund.
 - The result of the UK Referendum on membership of the European Union introduces elements of political uncertainty and may have practical consequences for the Fund. Developments will be closely monitored.

Charges

The charges you pay are used to pay the costs of running the Fund, including the costs of marketing and distributing it. These charges reduce the potential growth of your investment.

One-off charges taken before or after you invest

Entry charge	0.00%
Exit charge	0.00%

These are the maximum charges that we might take out of your money before it is invested and before we pay out the sale proceeds of your investment. In some cases, you might pay less and you should speak to your financial adviser about this.

Charges taken from the Fund over a year

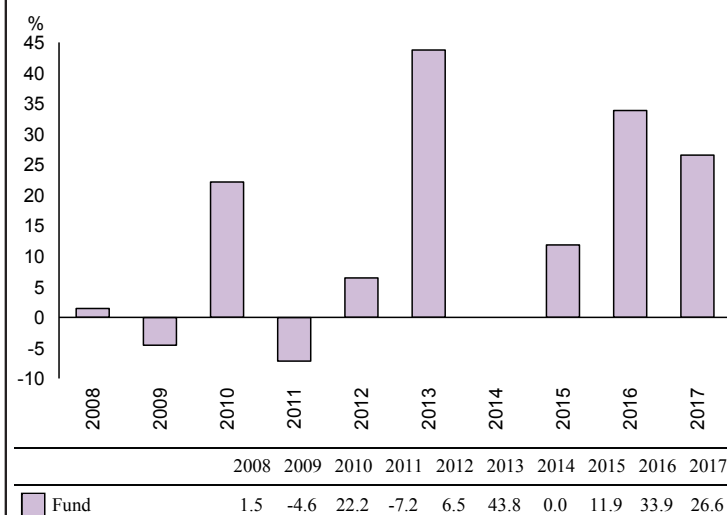
Ongoing charges	0.63%
-----------------	-------

Charges taken from the Fund under specific conditions

Performance fee	NONE
-----------------	------

- For the ongoing charges, the figure is for Accumulation shares and is estimated due to a reduction in the annual management fee. The ongoing charges figure may vary from year to year and will exclude the costs of buying or selling assets for the Fund (unless these assets are shares of another fund).
- The Fund's annual report for each financial year will include detail on the exact charges made.
- You can find further details about the charges in Part 5 of the Prospectus.

Past performance



Source: FE 2018

- You should be aware that past performance is not a guide to future performance.
- Fund launch date: 08/10/1984.
- Share/unit class launch date: 02/08/1999.
- Performance is calculated in GBP.
- Performance is for Accumulation shares.
- Performance reflects the annual charge but excludes any initial charge paid.
- Performance figures are to 31 December each year.

Practical information

- The Fund's Depositary is NatWest Trustee & Depositary Services Limited.
- This document describes only one share class and other share classes are available. Further information on the Fund, the Prospectus and the latest annual and interim reports are available from Baillie Gifford or by visiting the website at www.bailliegifford.com. The remuneration policy, which includes details of (a) how remuneration and benefits are calculated and (b) the committee responsible for approving all remuneration policies within the firm, is also at the website address noted. All such documents are available in English, on paper and are free of charge on request.
- This Key Investor Information Document describes the Baillie Gifford Japanese Fund only. The Prospectus and the annual and interim reports and accounts are prepared for the whole ICVC.
- The Baillie Gifford Japanese Fund is a sub-fund of Baillie Gifford Overseas Growth Funds ICVC. The assets of the Fund are segregated from other sub-funds in the ICVC. This means that the assets of one sub-fund should not be used to meet the liabilities of another sub-fund.
- You can also find other information, including the Fund's latest prices, on our website.
- Tax laws in the United Kingdom may have an impact on your own tax position.
- You may at any time switch all or some of your shares in the Fund for shares in any fund of any of the Baillie Gifford ICVC(s).
- Baillie Gifford & Co Limited may be held liable solely on the basis of any statement contained in this document that is misleading, inaccurate or inconsistent with the relevant parts of the Prospectus for the Fund.
- To contact us please call Client Relations on 0800 917 2113 (fax 0131 275 3955), visit our website at www.bailliegifford.com or email us at trutenquiries@bailliegifford.com.
- Your call may be recorded for training or monitoring purposes.

Key Investor Information



This document provides you with key investor information about this fund. It is not marketing material. The information is required by law to help you understand the nature and the risks of investing in this fund. You are advised to read it so you can make an informed decision about whether to invest.

Baillie Gifford Strategic Bond Fund - Class B Shares

Income Shares - ISIN GB0005947741 (also representative of Accumulation Shares ISIN GB0005947857)

This Fund is a sub-fund of Baillie Gifford Bond Funds ICVC which is an Investment Company with Variable Capital. Baillie Gifford & Co Limited is the Authorised Corporate Director of the Fund and is wholly owned by Baillie Gifford & Co.

Objectives and investment policy

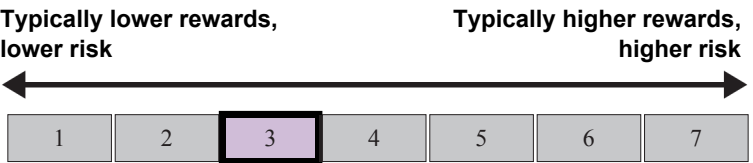
- Objective
- The Fund's aim is to produce monthly income. Potential capital growth is also sought, subject to prevailing market conditions.
- Policy
- Investment will mainly be in investment grade and sub-investment grade bonds issued by companies worldwide and denominated in, or hedged back to, sterling.
 - The Fund is actively managed through bond selection and strategic asset allocation.
 - Derivatives, which are a type of financial contract, are used to protect or enhance the return of the Fund, including for investment purposes.

Other Information

- Bonds are a type of investment which can be issued by governments, companies and other organisations when they want to borrow money. The issuer of the bond owes the holder a debt. The issuer is obliged to pay interest and/or repay the debt at a later date.
- Sub-investment grade bonds typically mean the risk of non-payment is high.
- You can sell some or all of your shares on any business day in the United Kingdom by contacting our Dealing Department by phone or post. Where properly completed documentation is received by post, shares will be sold at the next valuation point following receipt of the instruction.
- For Income shares any income due to you will be paid into your bank or building society account, paid on the dates specified in the Prospectus.
- For Accumulation shares income will be re-invested. No further shares will be purchased but the reinvestment will be reflected in the price of your existing accumulation shares. You are, however, deemed to have received the income for tax purposes.
- For further explanation and information see the investment objective and policy section of the Prospectus, which is available by contacting us.
- Recommendation: this Fund may not be appropriate for investors who plan to withdraw their money within five years.

Risk and reward profile

The Risk and Reward Indicator table demonstrates where the Fund ranks in terms of its potential risk and reward. The higher the rank the greater the potential reward but the greater the risk of losing money. It is based on past data, may change over time and may not be a reliable indication of the future risk profile of the Fund. The shaded area in the table below shows the Fund's ranking on the Risk and Reward Indicator.



- Please note that even the lowest risk class can lose you money and that extreme adverse market circumstances can mean you suffer severe losses in all cases.
- The Fund is classified in the category above because it invests in corporate bonds which generally provide higher rewards and higher risks than other investments such as government bonds and cash.
- The indicator does not take into account the following relevant material risks:
 - Investment markets can go down as well as up and market conditions can change rapidly. The value of an investment in the Fund, and any income from it, can fall as well as rise and you may not get back the amount invested.
 - Custody of assets involves a risk of loss if the custodian becomes insolvent or breaches duties of care.
 - Bonds issued by companies and governments may be adversely affected by changes in interest rates, expectations of inflation and a decline in the creditworthiness of the bond issuer. The issuers of bonds in which the Fund invests may not be able to pay the bond income as promised or could fail to repay the capital amount.
 - The Fund's concentrated portfolio and long-term approach to investment may result in large movements in the share price.
 - Derivatives may be used to obtain, increase or reduce exposure to assets and may result in the Fund being leveraged. This may result in greater movements (down or up) in the price of shares in the Fund. It is not our intention that the use of derivatives will significantly alter the overall risk profile of the Fund.
 - In certain circumstances it can be difficult to buy or sell the Fund's holdings and even small purchases or sales can cause their prices to move significantly, affecting the value of the Fund and the price of shares in the Fund.
 - Market values for securities which are difficult to trade may not be readily available, and there can be no assurance that any value assigned to them will reflect the price the Fund might receive upon their sale.
 - The result of the UK Referendum on membership of the European Union introduces elements of political uncertainty and may have practical consequences for the Fund. Developments will be closely monitored.

Charges

The charges you pay are used to pay the costs of running the Fund, including the costs of marketing and distributing it. These charges reduce the potential growth of your investment.

One-off charges taken before or after you invest

Entry charge	0.00%
Exit charge	0.00%

These are the maximum charges that we might take out of your money before it is invested and before we pay out the sale proceeds of your investment. In some cases, you might pay less and you should speak to your financial adviser about this.

Charges taken from the Fund over a year

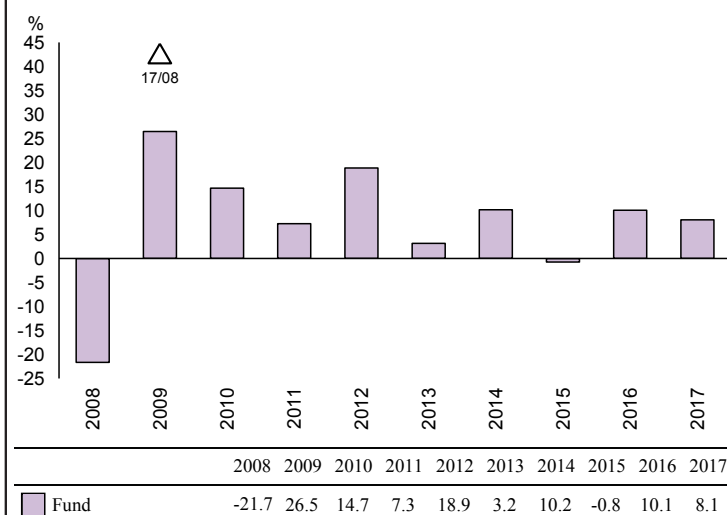
Ongoing charges	0.52%
-----------------	-------

Charges taken from the Fund under specific conditions

Performance fee	NONE
-----------------	------

- The ongoing charges figure is based on the last year's expenses and may vary from year to year. It excludes the costs of buying or selling assets for the Fund (unless these assets are shares of another fund).
- For the ongoing charges, the figure is for Income shares and is at 31/03/2018.
- The Fund's annual report for each financial year will include detail on the exact charges made.
- You can find further details about the charges in Part 5 of the Prospectus.

Past performance



Source: FE 2018

- You should be aware that past performance is not a guide to future performance.
- Fund launch date: 26/02/1999.
- Share/unit class launch date: 26/02/1999.
- Performance is calculated in GBP.
- Δ Before this date the Fund had different characteristics.
- The Fund's objective changed on 17/08/2009 and performance before this date was achieved under different investment circumstances.
- Performance is for Income shares.
- Performance reflects the annual charge but excludes any initial charge paid.
- Performance figures are to 31 December each year.

Practical information

- The Fund's Depositary is NatWest Trustee & Depositary Services Limited.
- This document describes only one share class and other share classes are available. Further information on the Fund, the Prospectus and the latest annual and interim reports are available from Baillie Gifford or by visiting the website at www.bailliegifford.com. The remuneration policy, which includes details of (a) how remuneration and benefits are calculated and (b) the committee responsible for approving all remuneration policies within the firm, is also at the website address noted. All such documents are available in English, on paper and are free of charge on request.
- This Key Investor Information Document describes the Baillie Gifford Strategic Bond Fund only. The Prospectus and the annual and interim reports and accounts are prepared for the whole ICVC.
- The Baillie Gifford Strategic Bond Fund is a sub-fund of Baillie Gifford Bond Funds ICVC. The assets of the Fund are segregated from other sub-funds in the ICVC. This means that the assets of one sub-fund should not be used to meet the liabilities of another sub-fund.
- You can also find other information, including the Fund's latest prices, on our website.
- Tax laws in the United Kingdom may have an impact on your own tax position.
- You may at any time switch all or some of your shares in the Fund for shares in any fund of any of the Baillie Gifford ICVC(s).
- Baillie Gifford & Co Limited may be held liable solely on the basis of any statement contained in this document that is misleading, inaccurate or inconsistent with the relevant parts of the Prospectus for the Fund.
- To contact us please call Client Relations on 0800 917 2113 (fax 0131 275 3955), visit our website at www.bailliegifford.com or email us at trustenquiries@bailliegifford.com.
- Your call may be recorded for training or monitoring purposes.

Key Investor Information

This document provides you with key investor information about this fund. It is not marketing material. The information is required by law to help you understand the nature and the risks of investing in this fund. You are advised to read it so you can make an informed decision about whether to invest.

Emerging Markets Fund

a sub-fund of Fidelity Institutional Funds


W Accumulation Shares (ISIN: GB00B9SMK778)

This fund is managed by FIL Investment Services (UK) Limited

Objectives and Investment Policy

- Aims to provide long-term capital growth with the level of income expected to be low.
- Invests primarily in company shares in countries experiencing rapid economic growth including those in Africa, the Indian sub-continent, Latin America, South East Asia, Europe and the Middle East.
- Can use derivatives with the aim of risk or cost reduction or to generate additional capital or income in line with the fund's risk profile.
- The fund has discretion in its choices of investments within its objectives and policies.
- Income is accumulated in the share price.
- Shares can usually be bought and sold each business day of the fund.
- This fund may not be appropriate for investors who plan to sell their shares in the fund within 5 years. Investment in the fund should be regarded as a long-term investment.

Risk and Reward Profile



- The risk category was calculated using historical performance data.
- The risk category may not be a reliable indication of the future risk profile of the fund, is not guaranteed and may change over time.
- The lowest category does not mean a "risk free" investment.
- The risk and reward profile is classified by the level of historical fluctuation of the Net Asset Values of the share class, and within this classification, categories 1-2 indicate a low level of historical fluctuations, 3-5 a medium level and 6-7 a high level.
- The value of your investment may fall as well as rise and you may get back less than you originally invested.
- Movements in currency exchange rates can adversely affect the return of your investment. The currency hedging may be used to mitigate the effect of this but may not always be successful. Hedging also has the effect of limiting the potential for currency gains to be made.
- The use of financial derivative instruments may result in increased gains or losses within the fund.
- Liquidity is a measure of how easily an investment can be converted into cash. Under certain market conditions assets may be more difficult to sell.
- Emerging markets may be more volatile and it could be harder to sell or trade securities. There may be less supervision, regulation and less well-defined procedures than in more developed countries. Emerging markets can be sensitive to political instability, which can result in greater volatility and uncertainty, subjecting the fund to the risk of losses.
- In some emerging markets, such as Russia, the safekeeping provisions for securities benefit from less governed standards.

Charges for this fund (ISIN: GB00B9SMK778)

The charges you pay are used to pay the costs of running the fund, including the costs of marketing and distributing it. These charges reduce the potential growth of your investment.

One-off charges taken before or after you invest

Entry charge N/A

Exit charge N/A

This is the maximum that might be taken out of your money before it is invested or before the proceeds of your investment are paid out.

Charges taken from the fund over a year

Ongoing charges 0.96%

Charges taken from the fund under certain specific conditions

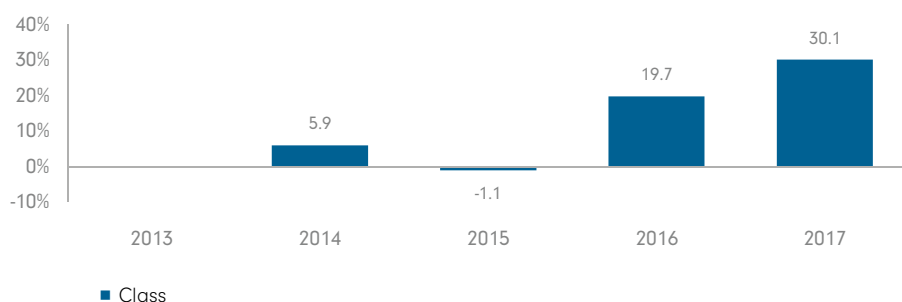
Performance fee N/A

The entry and exit charges shown are maximum figures. In some cases you might pay less - you can find this out from your financial adviser / distributor. The ongoing charges figure shown here for this class is an estimate of the charges. This figure may vary from year to year. It excludes:

- performance fees;
- portfolio transaction costs, except in the case of an entry/exit charge paid by the fund when buying or selling units in another collective investment undertaking.

For more information about charges, including the possibility that swing pricing may apply, please consult the most recent Prospectus.

Past Performance



Past performance is not a guide to future performance results.

If any, the past performance shown takes into account the ongoing charges with exception of any applicable entry/exit charges.

The fund was launched on 28/07/1997. This class was launched on 13/05/2013. Past performance has been calculated in GBP.

If applicable, events in the fund's life which may have affected the performance history are highlighted as an '*' in the chart, which may include changes to the fund's objective and details of such events can be found on our website or by requesting it from your appointed representative or your usual Fidelity contact. If applicable, the Investment Objective section shall refer to a benchmark and information on previous benchmarks may be found in the Annual Report and Accounts.

Practical Information

- The depositary is J.P.Morgan Europe Limited.
- For more information, please consult the Prospectus and latest Reports and Accounts which can be obtained free of charge in English and other main languages from the Fund Manager, the distributors or online at any time.
- Details of the summary Remuneration Policy are available via <https://www.fil.com>. A paper copy can be obtained free of charge in English from the Fund Manager.
- The Net Asset Values per Share are available at the registered office of the Fund Manager. They are also published online at www.fidelityinternational.com where other information is available.
- The tax legislation in United Kingdom may have an impact on your personal tax position. For further details you should consult a tax advisor.
- This document describes a sub-fund and share class of Fidelity Institutional Funds (the 'investment company'). The Prospectus and Reports and Accounts are prepared for the entire investment company.
- FIL Investment Services (UK) Limited may be held liable solely on the basis of any statement contained in this document that is misleading, inaccurate or inconsistent with the relevant parts of the Prospectus for the investment company.
- The assets and liabilities of each sub-fund of Fidelity Institutional Funds are segregated by law so that assets of this sub-fund will not be used to pay liabilities of other sub-funds.
- More share classes are available for this investment company. Details can be found in the Prospectus.
- You have the right to switch from this share class into the same or possibly other share class types of this or another sub-fund. Details on switching rules can be found in the Prospectus.

Country in which this fund is authorised: United Kingdom. The Supervisory Authority is: Financial Conduct Authority.

Country in which FIL Investment Services (UK) Limited is authorised: United Kingdom. The Supervisory Authority is: Financial Conduct Authority.

This key investor information is accurate as at 17/09/2018.

Key Investor Information

This document provides you with key investor information about this fund. It is not marketing material. The information is required by law to help you understand the nature and the risks of investing in this fund. You are advised to read it so you can make an informed decision about whether to invest.

Fidelity Extra Income Fund

a sub-fund of Fidelity Investment Funds

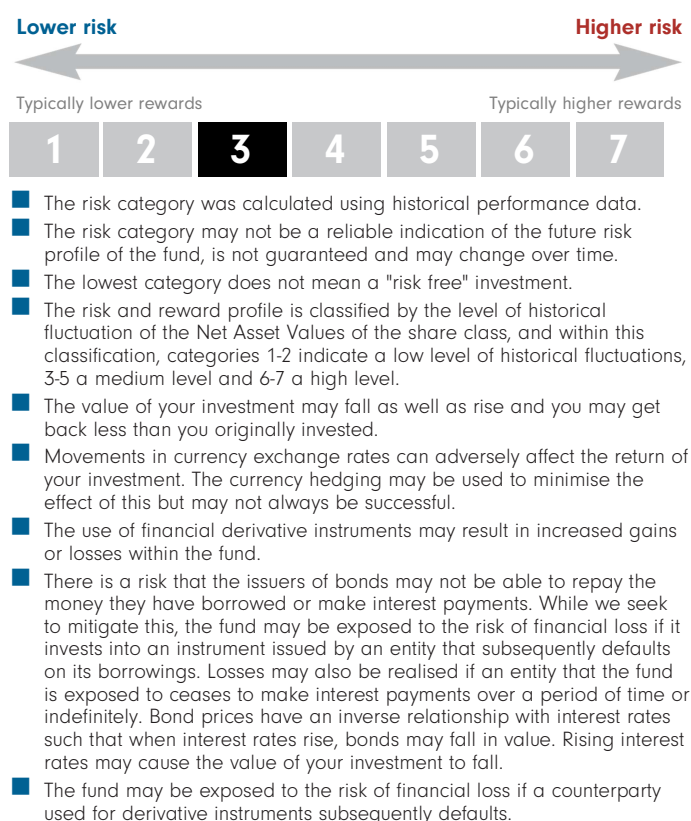
Y Accumulation Shares (ISIN: GB00BFRT3611)

This fund is managed by FIL Investment Services (UK) Limited

Objectives and Investment Policy

- Aims to achieve a relatively high level of income.
- Obtains exposure primarily to a combination of UK corporate and government bonds and other fixed income and money market securities, preference shares and convertibles.
- Investments may be made in relation to bonds issued in currencies other than the fund's denominated currency. Exposure to currencies may be hedged, for example with currency forward contracts.
- Can invest in relation to bonds issued by governments, companies and other bodies.
- The fund may make use of derivatives which are consistent with achieving the fund's objective. This may result in "leverage" by which we mean a level of exposure which could expose the fund to the potential of greater gains or losses than would otherwise be the case.
- The fund has discretion in its choices of investments within its objectives and policies.
- Income is accumulated in the share price.
- Shares can usually be bought and sold each business day of the fund.
- This fund may not be appropriate for investors who plan to sell their shares in the fund within 5 years. Investment in the fund should be regarded as a long-term investment.

Risk and Reward Profile



Charges for this fund (ISIN: GB00BFRT3611)

The charges you pay are used to pay the costs of running the fund, including the costs of marketing and distributing it. These charges reduce the potential growth of your investment.

One-off charges taken before or after you invest

Entry charge N/A

Exit charge N/A

This is the maximum that might be taken out of your money before it is invested or before the proceeds of your investment are paid out.

Charges taken from the fund over a year

Ongoing charges 0.77%

Charges taken from the fund under certain specific conditions

Performance fee N/A

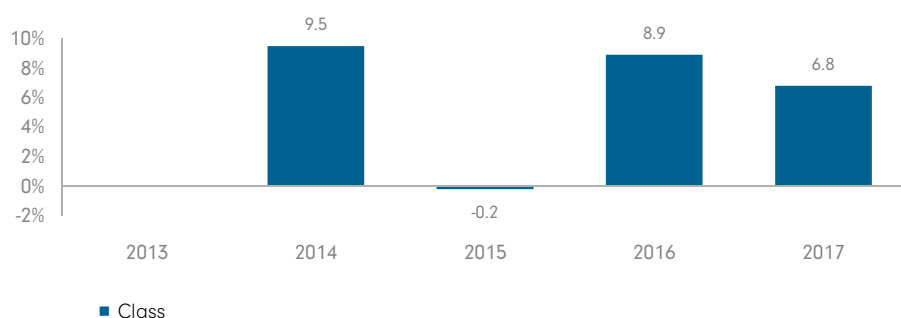
The entry and exit charges shown are maximum figures. In some cases you might pay less - you can find this out from your financial adviser / distributor.

The ongoing charges figure is based on expenses for the year ending 28/02/2018. This figure may vary from year to year. It excludes:

- performance fees (where applicable);
- portfolio transaction costs, except in the case of an entry/exit charge paid by the fund when buying or selling units in another collective investment undertaking.

For more information about charges, including the possibility that swing pricing may apply, please consult the most recent Prospectus.

Past Performance



Past performance is not a guide to future performance results.

If any, the past performance shown takes into account the ongoing charges with exception of any applicable entry/exit charges.

The fund was launched on 25/02/1999. This class was launched on 13/11/2013. Past performance has been calculated in GBP.

If applicable, events in the fund's life which may have affected the performance history are highlighted as an '*' in the chart, which may include changes to the fund's objective and details of such events can be found on our website or by requesting it from your appointed representative or your usual Fidelity contact. If applicable, the Investment Objective section shall refer to a benchmark and information on previous benchmarks may be found in the Annual Report and Accounts.

Practical Information

- The depositary is J.P.Morgan Europe Limited.
- For more information, please consult the Prospectus and latest Reports and Accounts which can be obtained free of charge in English and other main languages from the Fund Manager, the distributors or online at any time.
- Details of the summary Remuneration Policy are available via <https://www.fil.com>. A paper copy can be obtained free of charge in English from the Fund Manager.
- The Net Asset Values per Share are available at the registered office of the Fund Manager. They are also published online at www.fidelityinternational.com where other information is available.
- The tax legislation in United Kingdom may have an impact on your personal tax position. For further details you should consult a tax advisor.
- This document describes a sub-fund and share class of Fidelity Investment Funds (the 'investment company'). The Prospectus and Reports and Accounts are prepared for the entire investment company.
- FIL Investment Services (UK) Limited may be held liable solely on the basis of any statement contained in this document that is misleading, inaccurate or inconsistent with the relevant parts of the Prospectus for the investment company.
- The assets and liabilities of each sub-fund of Fidelity Investment Funds are segregated by law and with that assets of this sub-fund will not be used to pay liabilities of other sub-funds.
- More share classes are available for this investment company. Details can be found in the Prospectus.
- You have the right to switch from this share class into the same or possibly other share class types of this or another sub-fund. Details on switching rules can be found in the Prospectus.

Country in which this fund is authorised: United Kingdom. The Supervisory Authority is: Financial Conduct Authority.

Country in which FIL Investment Services (UK) Limited is authorised: United Kingdom. The Supervisory Authority is: Financial Conduct Authority.

This key investor information is accurate as at 30/05/2018.

Key Investor Information

This document provides you with key investor information about this Fund. It is not marketing material. The information is required by law to help you understand the nature and the risks of investing in this Fund. You are advised to read it so you can make an informed decision about whether to invest.



First State Global Listed Infrastructure Fund (Fund) Class B (Accumulation) GBP (Share Class)

ISIN GB00B24HJL45

a sub-fund of First State Investments ICVC (the Company)

First State investments (UK) Limited, the authorised corporate director of the Company

Objectives and investment policy

Objective: The Fund aims to provide income and grow your investment.

Policy: The Fund invests in shares of companies that are involved in infrastructure around the world.

The infrastructure sector includes utilities (e.g. water and electricity), highways and railways, airports services, marine ports and services, and oil and gas storage and transportation.

The Fund does not invest directly in infrastructure assets.

The Fund may use derivatives to reduce risk or to manage the Fund more efficiently.

You can buy and sell shares in the Fund on any business day. As long as we receive your instruction before 12 noon (UK time), shares will be bought at that day's price.

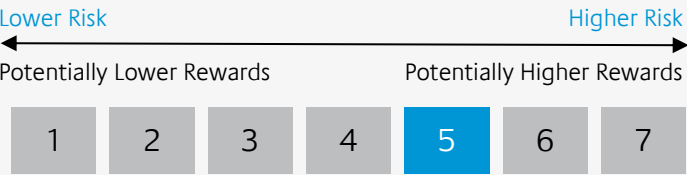
The Fund's manager may use its discretion when deciding which investments should be held by the Fund.

You will not receive any income from your investment. Any income will be rolled up into the value of shares in the Fund.

In addition to the charges set out in the charges section, the Fund will incur portfolio transaction costs which are paid from the assets of the Fund.

Recommendation: this Fund may not be appropriate for investors who plan to withdraw their money within five years.

Risk and reward profile



- The synthetic risk reward indicator (the SRRI) rating is not a measure of the risk of you losing your investment but describes how much the value of the Share Class has gone up and down in the past. Where a Share Class has not yet launched, the SRRI is calculated using representative data.
- The SRRI rating is based on historical data which may not be a reliable indication of the future risks and rewards of the Share Class.
- We cannot guarantee that the rating of the Share Class will remain the same; it may change over time.
- Even the lowest rating 1 does not mean a risk free investment.
- On a scale of 1 (less risky) to 7 (more risky), this Share Class has a rating of 5 due to its past performance (or representative data) and the nature of its investments. Shares with a rating of 5 might have higher risks, but also higher returns.
- Risk is taken in order to make a higher potential return; the more risk a fund takes, the higher the potential return but the greater the risk of

loss.

- The value of the Fund and its return is not guaranteed and may fall as well as rise. You may get back significantly less than you originally invested.

Material risks not adequately captured by the SRRI:

- **Single sector risk:** investing in a single sector may be riskier than investing in a number of different sectors. Investing in a larger number of sectors helps spread risk.
- **Currency risk:** the Fund invests in assets which are denominated in other currencies; changes in exchange rates will affect the value of the Fund.
- **Listed Infrastructure Risk:** The Fund may be vulnerable to factors that particularly affect the infrastructure sector, for example natural disasters, operational disruption and national and local environmental laws.

For further information on risks, please refer to the Risk Factors section in the Company's prospectus.

Charges for this Fund

The charges are used to pay the costs of running the Fund, including the costs of marketing and distributing it. These charges reduce the potential growth of your investment.

One-off charges taken before or after you invest

Entry charge	4.00%
--------------	-------

Exit charge	N/A
-------------	-----

This is the maximum that might be taken out of your money before it is invested.

Charges taken from the fund over a year

Ongoing charge	0.80%
----------------	-------

Charges taken from the fund under certain specific conditions

Performance fee	N/A
-----------------	-----

The entry and exit charges shown are the maximum you will need to pay. In some cases you might pay less - you can find out the actual entry and exit charges from your financial adviser.

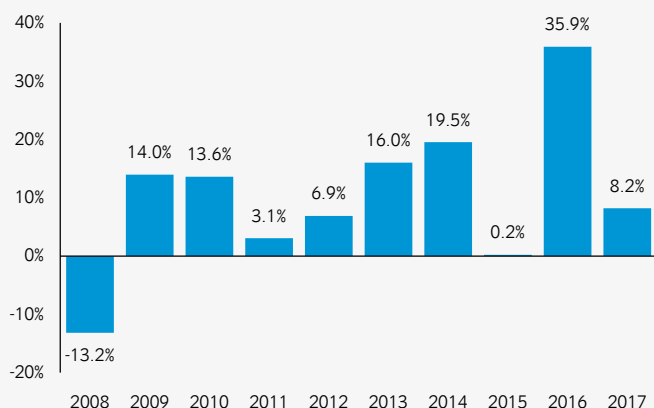
The ongoing charge is based on expenses for the year ending July 2016. It excludes portfolio transaction costs and performance fees, if any.

The fees and expenses are charged against the capital of the Fund. Deducting expenses from capital reduces the potential for capital growth.

There are fees for switching between sub-funds. The fee for switching into the Fund is 0.5%.

Further information can be found in the Buying, Selling and Switching Shares section of the Company's prospectus.

Past performance



Past performance is not a reliable guide to future performance. The past performance shown here includes fees, any reinvested income and tax.

The Fund launched on 08 October 2007.

The Share Class launched on 08 October 2007. The past performance of the Share Class is calculated in GBP.

Practical information

Depository: The Bank of New York Mellon (International) Limited

Further information: The prospectus, annual and semi-annual reports of the Company are available free of charge on www.firststateinvestments.com or by contacting First State Investments, 23 St. Andrew Square, Edinburgh, EH2 1BB. All documents are available in English, German and Swiss German. You can also obtain any of these documents from the representative or paying agent in your country.

Other practical information: The Fund's share price and other information about the Fund is available at www.firststateinvestments.com. The prospectus, annual and semi-annual reports contain information about all of the sub-funds and share classes of the Company. Please note that not all sub-funds and share classes may be registered for distribution in your jurisdiction.

Tax legislation: The Fund is subject to UK tax laws. This may have an impact on your personal tax position. For further details, please speak to your tax adviser.

Liability statement: The Company may be held liable solely on the basis of any statement contained in this document that is misleading, inaccurate or inconsistent with the relevant parts of the prospectus for the Company.

Fund information: Each sub-fund of the Company is responsible for meeting its own debts. The sub-funds are segregated by law. This means that investments of the Fund can not be used to pay the debts of the other sub-funds.

You can exchange shares in the Fund for shares in another sub-fund, which is called switching. There may be a charge for switching, as indicated above in 'Charges'.

Remuneration: Information on the current remuneration policy of First State Investments (UK) Limited, including a description of how remuneration and benefits are calculated and the identity of persons responsible for awarding the remuneration and benefits, is available at www.firststateinvestments.com. A paper copy of this information is available free of charge upon request from First State Investments, 23 St Andrew Square, Edinburgh, EH2 1BB.

Key Investor Information

Fundsmith

This document provides you with key investor information about this fund. It is not marketing material. The information is required by law to help you understand the nature and risks of investing in this fund. You are advised to read it so you can make an informed decision about whether to invest.

I Class Shares in Fundsmith Equity Fund

Accumulation Shares (ISIN: GB00B41YBW71)

Income Shares (ISIN: GB00B4MR8G82)

The fund is managed by Fundsmith LLP

Objectives and investment policy

The fund's objective is to achieve long-term growth in value, investing in shares of companies on a global basis. The fund's approach is to be a long-term investor in its chosen stocks and it will not adopt short-term trading strategies. The fund aims to invest in businesses:

- that can sustain a high return on operating capital employed;
- whose advantages are difficult to replicate;
- which do not require significant borrowing to generate returns;
- with a high degree of certainty of growth from reinvestment of their cash flows at high rates of return;
- that are resilient to change, particularly technological innovation;
- whose valuation is considered to be attractive;


The fund will not invest in derivatives nor hedge any currency exposure. The fund will not borrow money, except in unusual circumstances. The fund does not track a particular benchmark.

An investor, or prospective investor, may buy or sell their shares on demand each business day in the UK. Instructions to buy or sell received before noon will be implemented that day; instructions received after noon or on a non-business day will be implemented at noon on the next business day.

For the Accumulation Shares, the dividends are reinvested in the fund. For the Income Shares, the dividends are paid out to you from the fund.

Recommendation: This fund invests for the long-term and may not be appropriate for investors who plan to withdraw their money within 5 years.

Risk and reward profile



The risk category reflects the significance of the fund's share price fluctuations based on historical data. Historical data may not be a reliable indication of the future risk profile of the fund. The risk category of the fund is not guaranteed and may change over time. Further, the lowest category of risk does not mean risk free.

Generally, the higher the risk category, the greater the potential for higher returns but also the higher the risk of losing money. The fund is in Category 5 reflecting the risks inherent in the fund's investment portfolio, including that of capital losses. The underlying investments are, however, in large companies with shares that are, in most cases, highly liquid.

There are a number of other risks that are not covered by the indicator above. A full description is contained in the prospectus under the heading "Risk Factors". The most material are:

Currency risk: The fund's portfolio is a global share portfolio and many of the investments are not denominated in Sterling. There is no currency hedging in place and the price of shares in the fund may therefore rise or fall purely on account of exchange rate movements.

Concentration risk: The investment criteria adopted by the fund significantly limits the number of potential investments. The fund generally holds 20 to 30 stocks and so it is more concentrated than many other funds. This means that the performance of a single stock within the portfolio has a greater effect on the price of the shares of the fund.

Operational risk: Failures or delays in operational processes may negatively affect the fund. There is a risk that any company responsible for the safekeeping of the assets of the fund may fail to do so properly or may become insolvent, which could cause loss to the fund.

Key Investor Information

I Class Shares in Fundsmith Equity Fund

Fundsmith

Charges

The charges for the fund are shown below. The ongoing charges figure is based on the fund's expenses for the year ended 31 December 2017. This includes all costs borne by the fund except for portfolio transaction costs but, because the portfolio turnover is relatively low, these charges should equally be low.

The ongoing charges are used to pay the costs of running the fund, including the fee payable to Fundsmith LLP, which is 0.90% per annum, and certain other costs including marketing and distributing the fund. These ongoing charges reduce the potential growth of the investment. The overall ongoing charges may vary from year to year.

One-off charges taken before or after you invest

Entry charge	Not charged
Exit charge	Not charged

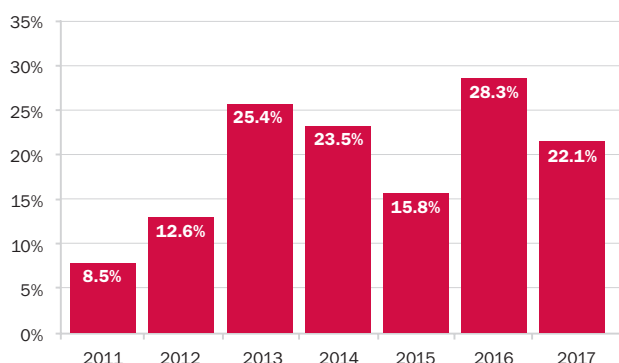
Charges taken from the fund over the year

Ongoing charges	0.95%
-----------------	-------

Charges taken under certain conditions

Performance fee	Not charged
-----------------	-------------

Past performance



This performance is calculated based on the net asset value per class (which includes all charges) and assuming the income has been re-invested in the fund.

Past performance is not necessarily a guide to future performance. The performance is shown in Pounds Sterling.

The fund was established in November 2010.

Practical information

Further information on the fund is available from the website – www.fundsmith.co.uk. You can also obtain it by calling us on **0330 1231 815** or by writing to **Fundsmith LLP, PO Box 10846, Chelmsford, Essex CM99 2BW**.

This includes the Supplementary Information Document, the Prospectus, the latest price of shares of the fund, and the latest annual or semi-annual reports as and when they are published. These documents are available free of charge and in English.

This Key Investor Information Document describes the GBP I Class shares. The equivalent document for other share classes is available from the website and address above.

The depositary of the fund is **State Street Trustees Limited**.

Details of Fundsmith LLP's up to date remuneration policy are available from the website - www.fundsmith.co.uk and include a description of how remuneration and benefits are calculated and the identities of the persons responsible for awarding remuneration and benefits. A paper copy of this information will be made available free of charge on request.

The tax legislation of the United Kingdom may have an impact on the personal tax position of the investor.

We are required, under Money Laundering regulations, to confirm your identity. In the majority of cases, we do this electronically, but we may require additional documents from you if we cannot do this.

Fundsmith LLP may be held liable solely on the basis of any statement contained in this document that is misleading, inaccurate or inconsistent with the relevant parts of the prospectus for the fund.

Key Investor Information

This document provides you with key investor information about this fund. It is not marketing material. The information is required by law to help you understand the nature and the risks of investing in this fund. You are advised to read it so you can make an informed decision about whether to invest.

American Index Fund


Accumulation C GB00B80QG615

A sub-fund of **HSBC Index Tracker Investment Funds**, an open ended investment company ("OEIC"), managed by HSBC Global Asset Management (UK) Limited.

Objectives and investment policy

- ▶ To provide long term capital growth by matching the return of the S&P 500 Index.
- ▶ The Index is made up of the 500 largest stock market listed companies in the United States of America, as defined by the Index Provider.
- ▶ The strategy is to use a replication approach to track the S&P's 500 Index. This means that the fund will seek to invest in all of the companies that make up the index and in the same or very similar proportions in which they are included in the index.
- ▶ From time to time, the fund's investment composition may differ from the index in order to manage the fund's transaction costs, to maintain the fund's characteristics during different market environments and differing levels of asset availability or where there are investment restrictions due to regulations or the ACD's cluster munitions and controversial weapons policy.
- ▶ The fund may invest in financial derivative instruments for efficient portfolio management with a level of risk that is consistent with the overall risk profile of the fund. In particular, exchange traded futures maybe used, with the aim of generating returns that are consistent with the index in respect of dividends and cash flowing into the fund.
- ▶ The fund may hold cash and collective investment schemes, including collective investment schemes managed or operated by the ACD or an associate of the ACD, to manage day-to-day cash flow requirements.
- ▶ Income is rolled up into the value of your investment.
- ▶ You may sell your investment on any business day by contacting the administrator before the dealing deadline at 12pm.
- ▶ Recommendation: this fund may not be appropriate for investors who plan to withdraw their money within a period of at least 5 years.

Risk and reward profile



More about this rating

The rating is based on price volatility over the last five years, and is an indicator of absolute risk. Historical data may not be a reliable indication for the future. The value of an investment, and any income from it, may fall as well as rise, and you may not get back the amount you originally invested. The rating is not guaranteed to remain unchanged and the categorisation may shift over time. The lowest rating does not mean a risk-free investment.

Why is this fund in category 5?

Equity prices tend to fluctuate more than other asset classes as investors directly participate in underlying companies and their earnings.

Material risks not adequately captured by the risk rating above

- ▶ **Exchange rate risk** Investing in assets denominated in a currency other than that of the investor's own currency perspective exposes the value of the investment to exchange rate fluctuations.
- ▶ **Derivative risk** The value of derivative contracts is dependent upon the performance of an underlying asset. A small movement in the value of the underlying can cause a large movement in the value of the derivative. Unlike exchange traded derivatives, over-the-counter (OTC) derivatives have credit risk associated with the counterparty or institution facilitating the trade.
- ▶ **Index Tracking risk** The performance of the Fund may not match the performance of the index it tracks because of fees and expenses, market opening times and regulatory constraints.
- ▶ **Operational risk** The main risks are related to systems and process failures. Investment processes are overseen by independent risk functions which are subject to independent audit and supervised by regulators.

Charges for this fund

The charges you pay are used to pay the running costs of the fund, including the marketing and distribution costs. These charges reduce the potential growth of the investment.

One-off charges taken before or after you invest	
Entry charge	0.00%
Exit charge	0.00%
Charges taken from the fund over a year	
Ongoing charge	0.06%
Charges taken from the fund under certain specific conditions	
Performance fee	None

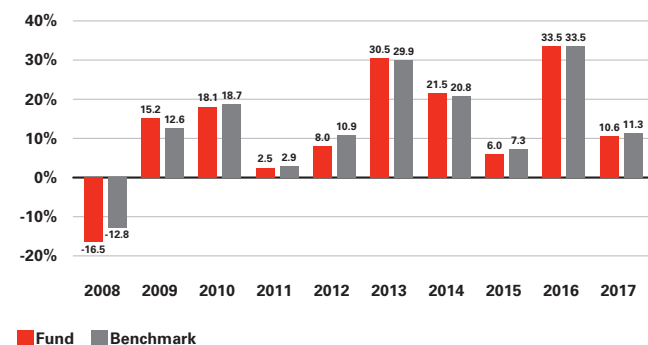
The Entry and Exit charges shown are the maximum that may be charged. In some cases you may pay less. You can obtain the actual charges from your financial adviser.

A switching fee may be applied up to the amount of the entry charge shown if you switch your shares into this share class of this Fund.

The ongoing charges figure is based on last year's expenses for the year ending 15/11/2017. Charges may vary from year to year.

The ongoing charges figure above does not include portfolio transaction costs (the cost of buying and selling the underlying assets in the Fund). Further information on Charges can be found in the Fees and Expenses section of the full Prospectus.

Past performance



Warning: the performance returns before the change to charges on 16/11/2015 were achieved under circumstances that no longer apply.

Past performance is not a guide to future performance; the value of your investment and any income from it can go down as well as up. The past performance of this share class is calculated in GBP.

Performance returns are based on the net asset value with distributable income reinvested. Past performance takes account of all ongoing charges, but not entry and exit charges.

The fund was launched on 31/10/1988.

The investment benchmark for the fund is the S&P 500 Gross.

Performance returns prior to the first share class price date of 03/09/2012 have been simulated using the track record of an older share class.

Practical information

Depository

State Street Trustees Limited, Quartermile 3, 10 Nightingale Way, Edinburgh EH3 9EG.

Further information

Further information about the OEIC including the latest Prospectus, latest published prices of shares, annual report and half yearly report may be obtained free of charge, in English, from the administrator, HSBC Global Asset Management (UK) Limited, PO Box 3733, Royal Wootton Bassett, Swindon SN4 4BG or by visiting www.assetmanagement.hsbc.com. The Remuneration Policy of the Authorised Corporate Director, which describes how remuneration and benefits are determined and awarded, is available at www.assetmanagement.hsbc.com (please select "About Us" then "Governance") or on request from the Administrator. The most recent Prospectus is available in English. This document describes a single share class of the OEIC. The Prospectus, annual and half yearly reports are prepared for the entire OEIC.

Share classes

Other share classes are available, as detailed in the Prospectus. It is possible to convert your shares into a different share class or switch your shares into a different Fund within the OEIC. Details of how to do this are in the Prospectus (please note an initial charge may apply).

Tax

UK tax legislation may have an impact on your personal position.

Authorised Corporate Director

HSBC Global Asset Management (UK) Limited may be held liable solely on the basis of any statement contained in this document that is misleading, inaccurate or inconsistent with the relevant parts of the Prospectus for the OEIC.

Allocation of Assets and Liabilities

The OEIC is an umbrella investment company with segregated liability between Funds. This means that the holdings of one Fund are kept separate from the holdings of the other Funds and your investment in the Fund cannot be used to pay the liabilities of any other Fund.

Authorisations

The Fund is authorised in the United Kingdom and regulated by the Financial Conduct Authority. HSBC Global Asset Management (UK) Limited is authorised in the United Kingdom and regulated by the Financial Conduct Authority.

Publication date

This key investor information is accurate as at 19 February 2018.



Key Investor Information

This document provides you with key investor information about this Fund. It is not marketing material. The information is required by law to help you understand the nature and the risks of investing in this Fund. You are advised to read it so you can make an informed decision about whether to invest.

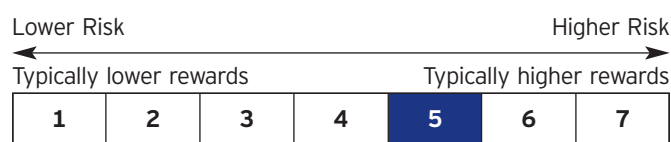
Invesco Global Equity Income Fund (UK) (the "Fund") A sub-fund of Invesco Global Investment Series ICVC (the "Company") Y Accumulation share class (ISIN: GB00BJ04H147) (the "Share Class")

The Fund is managed by Invesco Fund Managers Limited, part of the Invesco Group.

Objectives and Investment Policy

- The objective of the Fund is to generate a rising level of income together with long-term capital growth.
- The Fund invests primarily in shares of companies globally.
- The Fund may use derivatives (complex instruments) to manage the Fund more efficiently, with the aim of reducing risk, minimising costs and/or generating additional capital or income.
- The Fund is actively managed within its objectives and is not constrained by a benchmark.
- The reference to (UK) in the Fund name only relates to the Fund's domicile and is unrelated to the Fund's objectives and investment policy.
- You can buy, sell and switch shares in the Fund on any UK business day.
- Any income from your investment will be reinvested.
- Recommendation: The Fund may not be appropriate if you plan to withdraw your money within 5 years.

Risk and Reward Profile



- The Share Class is in risk category 5 due to the rises and falls of its price or simulated data in the past.
- As the Share Class' risk category has been calculated using historical data, it may not be a reliable indication of the Share Class' future risk profile.
- The risk category may change in the future and is not guaranteed.
- The lowest category does not mean a risk free investment.

Other Risks

- The value of investments and any income will fluctuate (this may partly be the result of exchange rate fluctuations) and you may not get back the full amount invested. Over time, inflation may erode the value of investments.
- As one of the key objectives of the Fund is to provide income, the ongoing charge is taken from capital rather than income. This can erode capital and reduce the potential for capital growth.
- The Fund may use derivatives (complex instruments) in an attempt to reduce the overall risk of its investments, reduce the costs of investing and/or generate additional capital or income, although this may not be achieved. The use of such complex instruments may result in greater fluctuations of the value of the Fund. The Manager, however, will ensure that the use of derivatives within the Fund does not materially alter the overall risk profile of the Fund.
- The Fund's performance may be adversely affected by variations in the relative strength of world currencies or if Sterling strengthens against those currencies.
- A more detailed description of risk factors that apply to this Fund is set out in Section 30 of the Prospectus.

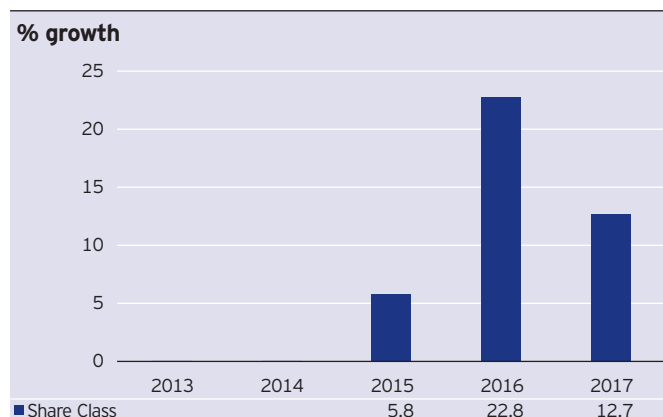
Charges

The charges you pay are used to pay the costs of running the Fund, including the costs of marketing and distributing it. These charges reduce the potential growth of your investment.

One-off charges taken before or after you invest	
Entry charge	None
Exit charge	None
Any charges shown above are the maximum that might be taken out of your money before it is invested.	
Charges taken from the Share Class over a year	
Ongoing charge	0.87%
Charges taken from the Share Class under certain specific conditions	
Performance fee	None

- The ongoing charge figure is based on a fixed, all-inclusive fee. The figure excludes portfolio transaction costs.
- For more information about charges please see Appendix 1 of the Prospectus.

Past Performance



- Fund launch date: 02 March 2009.
- Share Class launch date: 01 April 2014.
- The base currency of the Fund is Sterling.
- Performance figures are calculated in Sterling.
- Performance figures are calculated inclusive of reinvested income and net of the ongoing charge and portfolio transaction costs.
- Past performance is not a guide to future returns.

Practical Information

- Depositary: Citibank Europe plc, UK Branch.
- The UK tax regime may have an impact on your personal tax position.
- Invesco Fund Managers Limited may be held liable solely on the basis of any statement contained in this document that is misleading, inaccurate or inconsistent with the relevant parts of the Prospectus.
- The Company is structured by having different sub-funds. The assets and liabilities of each sub-fund are segregated by UK Law. As a consequence the assets of the Fund will not be available to meet the liabilities of another sub-fund within the Company.
- You are entitled to switch from this Fund to another fund within the Invesco ICVC fund range on request.
- More share classes are available for this Fund. You can find more information on our website.
- You can check the latest price for this Share Class on our website.
- Information on our remuneration policy is available on our website and can be obtained, free of charge, upon request.
- Further details can be found in the Prospectus and the Annual and Interim Reports, which can be obtained in English, free of charge, from www.invesco.co.uk or by calling us on 0800 085 8677.



JUPITER

Jupiter Absolute Return Fund I-Class

Objectives and investment policy

- company shares;
- corporate or government bonds;
- cash deposits; and

Investors are able to buy and sell units during any business day between 9am and 5.30pm. If you tell us to buy or sell units before 12pm on any business day we will make the transaction on the same day. If you tell us to buy or sell units after 12pm we will make the transaction on the following business day.

Risk and reward profile

Typically lower rewards,
lower risk

Typically higher rewards,
higher risk



1	2	3	4	5	6	7
---	---	---	---	---	---	---

- The lowest category does not mean 'no risk'.
- The Fund is in this category due to the nature of its investments and previous levels of volatility (how much the value of the Fund rises and falls).
- Market and exchange rate movements can cause the value of an investment to fall as well as rise, and you may get back less than originally invested.
- There is a risk that companies providing services such as safe keeping of assets or acting as counterparty to derivatives may become insolvent, which may cause losses to the Fund.
- Bonds are very sensitive to interest rate changes and it is possible that bond issuers will not pay interest or return the capital promised. Bonds can also be 'downgraded' by ratings agencies. All of these events can reduce the value of bonds held by the Fund and therefore impact performance.
- The Fund uses derivatives for investment purposes which under certain market conditions may cause the Fund to significantly fall in value. Investments in financial derivative instruments can introduce leverage risks which can amplify gains or losses in the Fund.

Charges

The charges you pay are used to pay the costs of running the Fund, including the costs of marketing and distributing it. These charges reduce the potential growth of your investment.

One-off charges taken before or after you invest

Entry charge	0.00%
Exit charge	0.00%

These are the maximum charges that we might take out of your money before it is invested and before we pay out the sale proceeds of your investment.

Charges taken from the Fund over a year

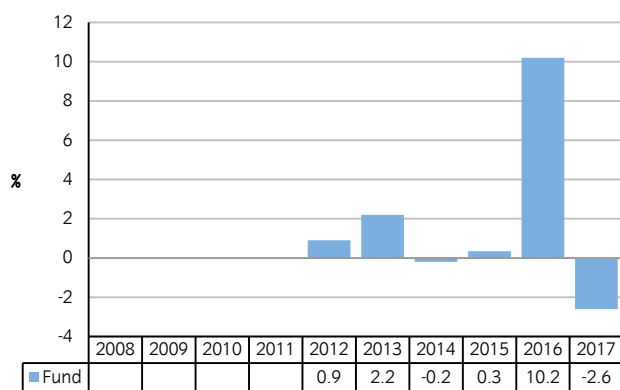
Ongoing charges	0.84%
-----------------	-------

Charges taken from the Fund under specific conditions

Performance fee	NONE
-----------------	------

- The ongoing charges figure is based on the last year's expenses and may vary from year to year. It excludes the costs of buying or selling assets for the Fund (unless these assets are shares of another fund).
- The ongoing charges figure quoted in this document is based on fees and expenses for the year to 31/10/2017.
- Further information about charges is available in sections 18 and 19 of the Scheme Particulars which are available from Jupiter on request.

Past performance



Source: FE2017

- Past performance is not a guide to future performance.
- Fund launch date: 14/12/2009
- Share/unit class launch date: 19/09/2011
- Performance is calculated in GBP.
- The past performance shown in the chart includes all charges except any entry and exit charges, and is shown after UK tax.

Practical information

- Further information can be found by requesting the Scheme Particulars or annual and half-yearly report and accounts which are available from Jupiter on request by contacting our Customer Services Team on 0800 561 4000. These documents are available in English and are free of charge.
- Jupiter operates a Group-wide remuneration policy, overseen by an independent Remuneration Committee. Details of this policy, including an overview of remuneration elements and associated governance processes, are set out on our website <http://www.jupiteram.com/en/Jupiter-Fund-Management-plc/Governance/Risk-management>. A paper copy of these Remuneration Disclosures is available free of charge, upon request.
- Unit prices can be found by visiting the Jupiter website, www.jupiteram.com.
- The name of the trustee is NatWest Trustee and Depositary Services Limited. The trustee has delegated the function of custodian to Northern Trust Company.
- Tax law may have an impact on your own tax position. We advise you to take tax advice where necessary.
- Jupiter Unit Trust Managers Limited may be held liable solely on the basis of any statement contained in this document that is misleading, inaccurate or inconsistent with the relevant parts of the Scheme Particulars of the Fund.
- Other unit classes are available. Further information is available from Jupiter on request.
- The Fund is authorised and regulated by the Financial Conduct Authority in the UK.
- Jupiter Unit Trust Managers Limited is authorised and regulated by the Financial Conduct Authority in the UK.



JUPITER


Jupiter European Fund I-Class

Objectives and investment policy

Investors are able to buy and sell units during any business day between 9am and 5.30pm. If you tell us to buy or sell units before 12pm on any business day we will make the transaction on the same day. If you tell us to buy or sell units after 12pm we will make the transaction on the following business day.

Risk and reward profile

Typically lower rewards, lower risk	Typically higher rewards, higher risk
--	--



- The lowest category does not mean 'no risk'.
- The Fund is in this category due to the nature of its investments and previous levels of volatility (how much the value of the Fund rises and falls).
- Market and exchange rate movements can cause the value of an investment to fall as well as rise, and you may get back less than originally invested.
- The Fund tends to invest in fewer companies and may be more volatile than a broadly diversified one.

Charges

The charges you pay are used to pay the costs of running the Fund, including the costs of marketing and distributing it. These charges reduce the potential growth of your investment.

One-off charges taken before or after you invest

Entry charge	0.00%
Exit charge	0.00%

These are the maximum charges that we might take out of your money before it is invested and before we pay out the sale proceeds of your investment.

Charges taken from the Fund over a year

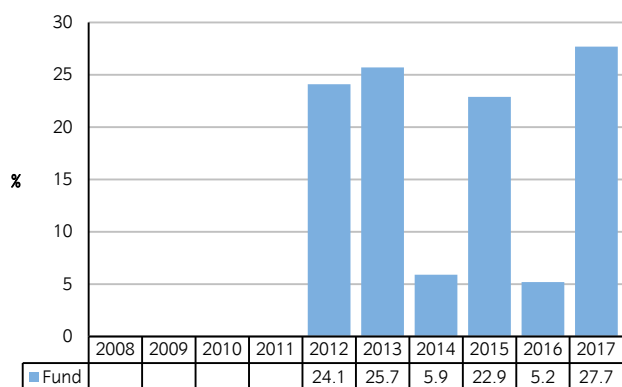
Ongoing charges	1.03%
-----------------	-------

Charges taken from the Fund under specific conditions

Performance fee	NONE
-----------------	------

- The ongoing charges figure is based on the last year's expenses and may vary from year to year. It excludes the costs of buying or selling assets for the Fund (unless these assets are shares of another fund).
- The ongoing charges figure quoted in this document is based on fees and expenses for the year to 30/06/2017.
- Further information about charges is available in sections 18 and 19 of the Scheme Particulars which are available from Jupiter on request.

Past performance



Source: FE2017

- Past performance is not a guide to future performance.
- Fund launch date: 03/08/1987
- Share/unit class launch date: 19/09/2011
- Performance is calculated in GBP.
- The past performance shown in the chart includes all charges except any entry and exit charges, and is shown after UK tax.

Practical information

- Further information can be found by requesting the Scheme Particulars or annual and half-yearly report and accounts which are available from Jupiter on request by contacting our Customer Services Team on 0800 561 4000. These documents are available in English and are free of charge.
- Jupiter operates a Group-wide remuneration policy, overseen by an independent Remuneration Committee. Details of this policy, including an overview of remuneration elements and associated governance processes, are set out on our website <http://www.jupiteram.com/en/Jupiter-Fund-Management-plc/Governance/Risk-management>. A paper copy of these Remuneration Disclosures is available free of charge, upon request.
- Unit prices can be found by visiting the Jupiter website, www.jupiteram.com.
- The name of the trustee is NatWest Trustee and Depositary Services Limited. The trustee has delegated the function of custodian to Northern Trust Company.
- Tax law may have an impact on your own tax position. We advise you to take tax advice where necessary.
- Jupiter Unit Trust Managers Limited may be held liable solely on the basis of any statement contained in this document that is misleading, inaccurate or inconsistent with the relevant parts of the Scheme Particulars of the Fund.
- Other unit classes are available. Further information is available from Jupiter on request.
- The Fund is authorised and regulated by the Financial Conduct Authority in the UK.
- Jupiter Unit Trust Managers Limited is authorised and regulated by the Financial Conduct Authority in the UK.

KEY INVESTOR INFORMATION

This document provides you with key investor information about this fund. It is not marketing material. The information is required by law to help you understand the nature and the risks of investing in this fund. You are advised to read it so you can make an informed decision about whether to invest.

Legal & General All Stocks Gilt Index Trust (the "Fund") Class I Accumulation ISIN: GB00B8344798

The authorised fund manager of the Fund is Legal & General (Unit Trust Managers) Limited.

OBJECTIVE AND INVESTMENT POLICY

Objective

The objective of this Fund is to provide a combination of income and growth (if the income is reinvested) by tracking the performance of the FTSE Actuaries UK Conventional Gilts All Stocks Index.

Investment policy:

- The Fund will invest in bonds (a type of loan which pays interest). The Fund's investments will closely match those that make up the Index. This Index consists of bonds which are issued by the UK Government (known as gilts).
- The gilts that the Fund invests in will be investment grade bonds (rated as lower risk). Investment grade bonds are bonds that have achieved a higher credit rating from a rating agency. Credit ratings give an indication of how likely it is that the issuer of a bond will be able to pay back interest and the loan on time.
- 35% or more of the Fund can be invested in bonds issued by the UK Government.
- The Fund may use derivatives (contracts which have a value linked to the price of another asset) to:
 - reduce risk or cost; or

- generate additional capital or income with no, or an acceptably low, level of risk.

Other information:

- If you hold accumulation units, income from investments held by the Fund (interest) will be reinvested into the value of your units.
- You can buy or sell units in this Fund on any business day. You need to contact us with your instruction before 12 noon. This is the time we calculate unit prices for this Fund. If you contact us after 12 noon, the units will be bought or sold at the next business day's price.
- The Fund's base currency is denominated in sterling (British pounds).
- This Fund is designed for investors looking for income and growth from an investment in bonds (a type of loan which pays interest) issued by the UK government (known as gilts).
- Although investors can take their money out at any time, this Fund may not be appropriate for those who plan to withdraw their money within five years.
- This Fund is not designed for investors who cannot afford more than a minimal loss of their investment.
- If you do not understand this document we recommend you seek additional information to help you decide if this Fund is right for you.

RISK AND REWARD PROFILE

Lower risk ← → Higher risk
Potentially lower rewards Potentially higher rewards

1	2	3	4	5	6	7
---	---	---	---	---	---	---

- This risk and reward indicator is based on historical data which may not be a reliable indication of the Fund's risk and reward category in the future.
- The category number highlighted above reflects the rate at which the Fund's unit price has moved up and down in the past. If the Fund has less than 5 years' track record, the number also reflects the rate at which the index the Fund tracks has moved up and down in the past. Higher numbers mean the potential reward could be greater, but this comes with increased risk of losing money.
- The Fund is in category 4 because it invests in company or government bonds which are sensitive to changes in interest rates, inflation and credit. This can be driven by political and economic changes and other significant events and may cause the value to go up and down. Bonds that are closer to their maturity date tend to be more stable in value. Bonds are generally considered to be higher risk investments than cash, but lower risk than company shares.
- The Fund's category is not guaranteed to remain the same and may change over time.
- Even a fund in the lowest category is not a risk free investment.
- The value of your investment may fall as well as rise and is not guaranteed. You might get back less than you invest.
- Further information on the risks of investing in this fund is contained in the Prospectus available at www.legalandgeneral.com/reports.

The risk and reward indicator may not take account of the following risks of investing in the Fund:

- This Fund holds bonds that, rather than being traded on an exchange, are traded through agents, brokers or investment banks matching buyers and sellers. This makes the bonds less easy to buy and sell than investments that are traded on an exchange and on any particular day there may not be a buyer or a seller for the bonds. In times of market uncertainty or if an exceptional amount of withdrawals are requested it may become less easy for your Fund to sell investments and the Manager may defer withdrawals, or suspend dealing. The Manager can only delay paying out if it is in the interests of all investors and with the permission of the Fund trustee or depositary.
- Investment returns on bonds are sensitive to trends in interest rate movements. Their values are likely to fall when interest rates rise. Such falls may be more pronounced in a low interest rate environment. Bonds with a short time to go before their maturity date will fall by less than bonds with a longer time to their maturity date.
- The Fund invests directly or indirectly in bonds which are issued by companies or governments. If these companies or governments experience financial difficulty, they may be unable to pay back some or all of the interest, original investment or other payments that they owe. If this happens, the value of your Fund may fall.
- The Fund could lose money if any institutions providing services such as acting as counterparty to derivatives or other instruments, becomes unwilling or unable to meet its obligations to the Fund.
- Derivatives are highly sensitive to changes in the value of the asset on which they are based and can increase the size of losses and gains.
- We may take some or all of the ongoing charges from the Fund's capital rather than the Fund's income. This increases the amount of income, but it reduces the growth potential and may lead to a fall in the value of the Fund.

CHARGES FOR THIS FUND

The charges you pay are used to pay the costs of running the Fund, including the costs of marketing and distributing it. These charges reduce the potential return from your investment.

One-off charges taken before or after you invest	
Entry charge	0.00%*
Exit charge	0.00%*
This is the maximum that might be taken out of your money before it is invested.	
*The Fund also incurs a unit price spread. See opposite.	
Charges taken from the fund over a year	
Ongoing charges	0.15%
Charges taken from the fund under certain specific conditions	
Performance fee	None

- There are no entry or exit charges for this Fund.
- The ongoing charges figure is based on the latest available expenses at December 2017. This figure may change in the future.
- This Fund's ongoing charges include any charges made by any other funds it may invest in. They exclude portfolio transaction costs.
- The ongoing charges are taken partly from the income and partly from the capital of the Fund.

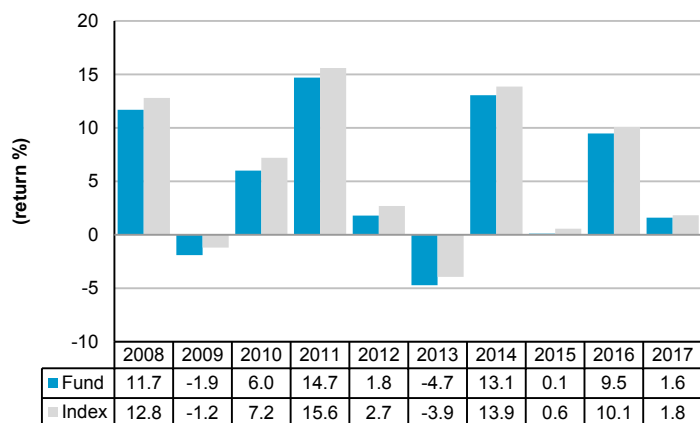
Other costs:

- **Unit price spread:** on any day, the prices for buying or selling units in this Fund are the same. However, there are maximum and minimum prices we can charge for units, reflecting the difference between the buying and selling prices of the assets in the Fund and costs associated with buying and selling the assets. From day to day we will set the unit price between the maximum and minimum depending on whether money is coming into or leaving the Fund.

The difference between the maximum and minimum price, which is the most the price can change, can vary but as an example, the maximum price for units in this Fund was 0.05% higher than the minimum price at 31 December 2017.

- For more information about charges and costs, please see the charges and expenses section in the Fund's Prospectus, or visit our website at legalandgeneral.com/chargesandfees.

PAST PERFORMANCE



- Past performance is not a guide to future performance.
- The figures for the Fund take into account the ongoing charges and assume income (after any tax) is reinvested. The figures do not take account of any bid-offer spread or dilution levy or any transaction costs.
- The performance has been calculated in sterling (British pounds).
- The Fund will not replicate the performance of its benchmark index perfectly. This is because the Fund will incur drags on performance such as expenses, tax and transactions costs, which the benchmark index is not subject to.
- The annual return is for a 12 month period ending 31 December.
- The Fund launched in 1981.
- This unit class launched in 2012.
- The I class was launched on 20/12/12. Performance before this date is for M class, which has equivalent charges.

PRACTICAL INFORMATION

- The trustee and depositary is Northern Trust Global Services Limited.
- You can obtain further information about the Fund including copies of its prospectus, application forms and the latest annual and semi-annual reports at www.legalandgeneral.com/reports. Paper copies of these documents are also available from: Legal & General Investments, PO Box 6080, Wolverhampton WV1 9RB. We provide documents free of charge and in English.
- A Guide to Investing with Us at www.legalandgeneral.com/guide gives further information about investing generally, including pricing.
- Investors can get other practical information, including the latest buying and selling prices, spreads and details of any other unit classes that are available, by calling us on **0370 050 0955** Monday to Friday between 8.30am and 6.00pm. Call charges will vary.
- UK tax legislation may have an impact on each investor's personal tax position.
- Legal & General (Unit Trust Managers) Limited may be held liable solely on the basis of any statement contained in this document that is misleading, inaccurate or inconsistent with the relevant parts of the Prospectus for the Fund.
- You can find details of our Remuneration Policy at www.lgim.com/remuneration. You can also request a paper copy free of charge. The Policy includes details of our Remuneration Committee and how remuneration and benefits are calculated.
- The benchmark utilised by the Fund is provided by a benchmark administrator which is currently availing of the transitional arrangements afforded under Regulation (EU) 2016/1011 and accordingly does not currently appear on the register of administrators and benchmarks maintained by ESMA.

KEY INVESTOR INFORMATION

This document provides you with key investor information about this fund. It is not marketing material. The information is required by law to help you understand the nature and the risks of investing in this fund. You are advised to read it so you can make an informed decision about whether to invest.

Legal & General Global Inflation Linked Bond Index Fund (the "Fund") Class I Accumulation ISIN: GB00BBHXNN27

The authorised fund manager of the Fund is Legal & General (Unit Trust Managers) Limited.

OBJECTIVE AND INVESTMENT POLICY

Objective

The objective of this Fund is to provide a mixture of income and growth (if the income is reinvested) by tracking the performance of the Bloomberg Barclays World Government Ex UK Inflation Linked Bonds TR Hedged GBP Index.

Investment policy:

- The Fund will invest predominantly in bonds (a type of loan which pays interest) included in the Index. These bonds will have a pre-set rate of income (either set at a fixed level or varying in a predetermined way).
- The Fund's investments will closely match those that make up the Index and this will be achieved through investing in a sample selection of the bonds in the Index. The bonds are issued in the relevant national currency by governments around the world (excluding the UK). The interest and capital returns on these bonds will be linked to local inflation rates.
- The bonds that the Fund invests in will be a mixture of investment grade bonds (rated as lower risk) and sub-investment grade bonds (rated as higher risk). The mix will closely match that of the Index. Investment and sub-investment grade bonds are bonds that have been given a credit rating by a rating agency. Credit ratings give an indication of how likely it is that the issuer of a bond will be able to pay back interest and the loan on time.
- 35% or more of the Fund can be invested in United States government or public bonds.
- The Fund may use derivatives (contracts which have a value linked to the price of another asset) to:
 - reduce risk or cost; or

- generate additional capital or income with no, or an acceptably low, level of risk.

- It will also use currency derivatives for investment purposes to manage the effect of fluctuations in exchange rates with sterling, in order to maintain accurate tracking.
- The Fund may also invest in other bonds, deposits, money market instruments and cash.

Other information:

- If you hold accumulation units, income from investments held by the Fund (interest) will be reinvested into the value of your units.
- You can buy or sell units in this Fund on any business day. You need to contact us with your instruction before 3.00pm. This is the time we calculate unit prices for this Fund. If you contact us after 3.00pm, the units will be bought or sold at the next business day's price.
- The Fund's base currency is denominated in sterling (British pounds).
- This Fund is designed for investors looking for income and growth from an investment in global inflation linked bonds (a type of loan which pays interest) excluding those issued by the UK government.
- Although investors can take their money out at any time, this Fund may not be appropriate for those who plan to withdraw their money within five years.
- This Fund is not designed for investors who cannot afford more than a minimal loss of their investment.
- If you do not understand this document we recommend you seek additional information to help you decide if this Fund is right for you.

RISK AND REWARD PROFILE



1	2	3	4	5	6	7
---	---	---	---	---	---	---

- This risk and reward indicator is based on historical data which may not be a reliable indication of the Fund's risk and reward category in the future.
 - The category number highlighted above reflects the rate at which the Fund's unit price has moved up and down in the past. If the Fund has less than 5 years' track record, the number also reflects the rate at which the index the Fund tracks has moved up and down in the past. Higher numbers mean the potential reward could be greater, but this comes with increased risk of losing money.
 - The Fund is in category 3 because it invests in company or government bonds which are sensitive to changes in interest rates, inflation and credit. This can be driven by political and economic changes and other significant events and may cause the value to go up and down. Bonds that are closer to their maturity date tend to be more stable in value. Bonds are generally considered to be higher risk investments than cash, but lower risk than company shares.
 - The Fund's category is not guaranteed to remain the same and may change over time.
 - Even a fund in the lowest category is not a risk free investment.
 - The value of your investment may fall as well as rise and is not guaranteed. You might get back less than you invest.
 - Further information on the risks of investing in this fund is contained in the Prospectus available at www.legalandgeneral.com/reports.
- The risk and reward indicator may not take account of the following risks of investing in the Fund:
- This Fund holds bonds that, rather than being traded on an exchange, are traded through agents, brokers or investment banks matching buyers and sellers. This makes the bonds less easy to buy and sell than investments that are traded on an exchange and on any particular day there may not be a

buyer or a seller for the bonds. In times of market uncertainty or if an exceptional amount of withdrawals are requested it may become less easy for your Fund to sell investments and the Manager may defer withdrawals, or suspend dealing. The Manager can only delay paying out if it is in the interests of all investors and with the permission of the Fund trustee or depositary.

- Investment returns on bonds are sensitive to trends in interest rate movements. Their values are likely to fall when interest rates rise. Such falls may be more pronounced in a low interest rate environment. Bonds with a short time to go before their maturity date will fall by less than bonds with a longer time to their maturity date.
- This Fund invests in inflation-linked bonds, which are particularly sensitive to changes in inflation rates. Their values are likely to fall when inflation rates fall.
- The Fund invests directly or indirectly in bonds which are issued by companies or governments. If these companies or governments experience financial difficulty, they may be unable to pay back some or all of the interest, original investment or other payments that they owe. If this happens, the value of your Fund may fall.
- The Fund could lose money if any institutions providing services such as acting as counterparty to derivatives or other instruments, becomes unwilling or unable to meet its obligations to the Fund.
- Derivatives are highly sensitive to changes in the value of the asset on which they are based and can increase the size of losses and gains. The impact to the Fund can be greater where derivatives are used in an extensive or complex way.
- There may be differences in performance between the Fund's assets and the derivatives used to manage the fluctuation of exchange rates with sterling. This could result at times in the Fund being over protected or under protected against these fluctuations.
- The Fund may have underlying investments that are valued in currencies that are different from sterling (British Pounds). Any such investments will be impacted by exchange rate fluctuations and this may affect the value of your investment and any income from it. Currency hedging techniques may be applied to reduce the impact of exchange rate fluctuations but may not entirely eliminate it.

CHARGES FOR THIS FUND

The charges you pay are used to pay the costs of running the Fund, including the costs of marketing and distributing it. These charges reduce the potential return from your investment.

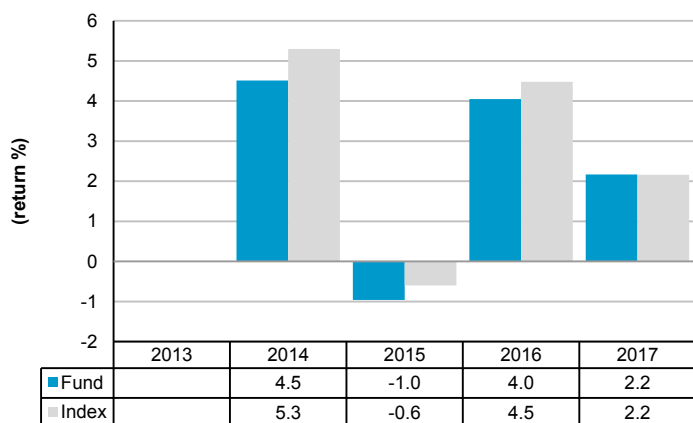
One-off charges taken before or after you invest	
Entry charge	0.00%*
Exit charge	0.00%*
This is the maximum that might be taken out of your money before it is invested.	
*The Fund also incurs a unit price spread. See opposite.	
Charges taken from the fund over a year	
Ongoing charges	0.27%
Charges taken from the fund under certain specific conditions	
Performance fee	None

- There are no entry or exit charges for this Fund.
- The ongoing charges figure is based on the latest available expenses at December 2017. This figure may change in the future.
- This Fund's ongoing charges include any charges made by any other funds it may invest in. They exclude portfolio transaction costs.
- The ongoing charges are taken from the income of the Fund.

Other costs:

- **Unit price spread:** each day there are two prices for this Fund: a higher price you pay to buy units and a lower price you receive when you sell units. The Fund manager calculates these prices. The difference between these prices is called the 'spread'. The spread is separate to the ongoing charges shown in this section. This Fund's spread reflects the difference between the buying and selling prices of the assets it holds and costs associated with buying and selling the assets. The spread can change at any time and by any amount. As an example, the buying price for units in this Fund was 0.08% higher than the selling price at 31 December 2017.
- For more information about charges and costs, please see the charges and expenses section in the Fund's Prospectus, or visit our website at legalandgeneral.com/chargesandfees.

PAST PERFORMANCE



- Past performance is not a guide to future performance.
- The figures for the Fund take into account the ongoing charges and assume income (after any tax) is reinvested. The figures do not take account of any bid-offer spread or dilution levy or any transaction costs.
- The performance has been calculated in sterling (British pounds).
- The Fund will not replicate the performance of its benchmark index perfectly. This is because the Fund will incur drags on performance such as expenses, tax and transactions costs, which the benchmark index is not subject to.
- The annual return is for a 12 month period ending 31 December.
- The Fund launched in 2013.
- This unit class launched in 2013.

PRACTICAL INFORMATION

- The trustee and depositary is Northern Trust Global Services Limited.
- You can obtain further information about the Fund including copies of its prospectus, application forms and the latest annual and semi-annual reports at www.legalandgeneral.com/reports. Paper copies of these documents are also available from: Legal & General Investments, PO Box 6080, Wolverhampton WV1 9RB. We provide documents free of charge and in English.
- A Guide to Investing with Us at www.legalandgeneral.com/guide gives further information about investing generally, including pricing.
- Investors can get other practical information, including the latest buying and selling prices, spreads and details of any other unit classes that are available, by calling us on **0370 050 0955** Monday to Friday between 8.30am and 6.00pm. Call charges will vary.
- UK tax legislation may have an impact on each investor's personal tax position.
- Legal & General (Unit Trust Managers) Limited may be held liable solely on the basis of any statement contained in this document that is misleading, inaccurate or inconsistent with the relevant parts of the Prospectus for the Fund.
- You can find details of our Remuneration Policy at www.lgim.com/remuneration. You can also request a paper copy free of charge. The Policy includes details of our Remuneration Committee and how remuneration and benefits are calculated.
- The benchmark utilised by the Fund is provided by a benchmark administrator which is currently availing of the transitional arrangements afforded under Regulation (EU) 2016/1011 and accordingly does not currently appear on the register of administrators and benchmarks maintained by ESMA.

LIONTRUST

SPECIAL SITUATIONS FUND

KEY INVESTOR INFORMATION DOCUMENT

This document provides you with key investor information about this Fund. It is not marketing material. The information is required by law to help you understand the nature and the risks of investing in this Fund. You are advised to read it so you can make an informed decision about whether to invest.

Liontrust Special Situations is an Authorised Unit Trust and categorised as a UCITS scheme. This document is based upon Institutional class units (I Inc Class) (ISIN: GB00B57H4F11). This Fund is managed by Liontrust Fund Partners LLP, a subsidiary of Liontrust Asset Management PLC.

Objective

- To provide long-term capital growth by investing in mainly UK equities using the Economic Advantage investment process.

Policy

- The Fund invests at least 80% in companies traded on the UK and Irish stock exchanges.
- The Fund is not restricted in choice of investment in terms of company size or sector.
- Income from the Fund's investments may either be paid to you or reinvested in the Fund.

Recommendation

- This Fund may not be appropriate for investors who plan to withdraw their money within 5 years.

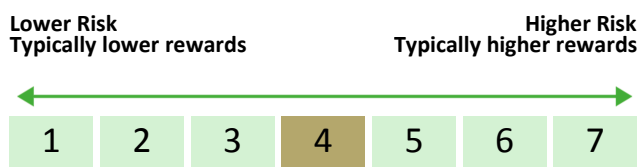
How to buy

- You may buy or sell units on a daily basis (but not weekends or Bank Holidays). Orders must be received by 12:00 midday for execution at 12:00 midday valuation point on the same day. Further details can be found at www.liontrust.co.uk/How to invest.

Investment process

- The Fund can invest in any companies in the UK and Ireland regardless of their size or sector, enabling the managers to find the best opportunities wherever they are across the UK stock market.
- A fundamental principle of competitive markets is that profits regress to the mean. The fund managers believe the secret to successful investing is to identify those few companies that have a durable Economic Advantage which allows them to defy this principle and sustain a higher than average level of profitability for longer than expected. This surprises the market and can lead to strong share price appreciation.
- Economic Advantage is the collection of distinctive characteristics of a company that competitors struggle to reproduce even if those competitors have understood the benefits arising from those characteristics.
- In the fund managers' experience, the hardest characteristics for competitors to replicate are three classes of intangible assets: intellectual property, strong distribution channels and significant recurring business.
- The Fund measures the universe of Economic Advantage companies for the market's appreciation of their potential earnings growth. Under-appreciated companies have the strongest potential for share price growth.
- Every smaller company held in the Economic Advantage funds has at least 3% of its equity held by main board directors. Companies are also assessed for employee ownership below the board and changes in equity ownership are monitored.
- Further details may be found in the prospectus and information on the investment process may be found at www.liontrust.co.uk.

Risk and reward profile



- This Synthetic Risk and Reward Indicator (SRRI) is based on historical data and may not be relied upon to gauge the future risk profile of the Fund.
- The SRRI shown is not guaranteed to remain the same and may shift over time.
- The lowest category (1) does not mean 'risk free'.
- The Fund's risk and reward category has been calculated using the methodology set by the European Commission. It is based upon the rate by which the Fund or a representative fund or index's value has moved up and down in the past.
- The Fund is categorised 4 for its exposure to UK companies.
- The SRRI may not fully take into account the following risks:
 - that a company may fail thus reducing its value within the Fund;
 - any company which has high overseas earnings may carry a higher currency risk;
- The Fund may encounter liquidity constraints from time to time. In addition the spread between the price you buy and sell units will reflect the less liquid nature of the underlying holdings.
- The Fund may invest in companies listed on the Alternative Investment Market (AIM) which is primarily for emerging or smaller companies. The rules are less demanding than those of the official List of the London Stock Exchange and therefore companies listed on AIM may carry a greater risk than a company with a full listing.
- The Fund may, under certain circumstances, make use of derivative instruments but it is not intended that their use will materially affect volatility.
- Counterparty risk: any derivative contract, including FX hedging, may be at risk if the counterparty fails.
- For full details of the Fund's risks, please see the prospectus which may be obtained from Liontrust (address overleaf) or online at www.liontrust.co.uk.

LIONTRUST

SPECIAL SITUATIONS FUND

Charges for this fund

- The charges you pay are used to pay the costs of running the Fund, including the costs of marketing and distributing it. These charges reduce the potential growth of your investment.

One-off charges taken before or after you invest	
Entry charge	None
Exit charge	None

- This is the maximum that might be taken out of your money before it is invested.

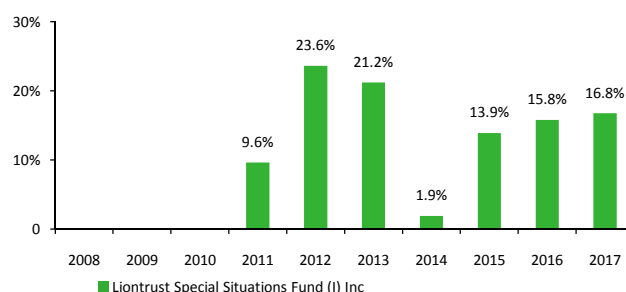
Charges taken from the Fund over the year	
Ongoing charges	0.87%

Charges taken from the Fund under certain specific circumstances	
Performance fee	None

Past performance

- Past performance is not a guide to future performance.
- Past performance has been calculated on the basis that any distributable income of the Fund has been reinvested.
- The Fund launched on 10 November 2005.
- The base currency of the Fund is pounds sterling.
- The I Inc share class was launched on 01 November 2010.

- The entry and exit charges** shown are maximum figures. In some cases you might pay less – you can find this out from your financial adviser or fund platform if you are not using a financial adviser.
- The ongoing charges** figure is based on expenses as at 01 September 2018. This figure may vary from year to year. It excludes:
 - portfolio transaction costs, except in the case of an entry/exit charge paid by the UCITS when buying or selling shares in another collective investment undertaking.
- For more information about charges, please see the Charges and Expenses section of the Fund's prospectus, which is available electronically at www.liontrust.co.uk/Literature/DownloadLiterature.



Practical information

Authorisation	This Fund is authorised in the UK and regulated by the Financial Conduct Authority.
Trustee	The Fund's Trustee is State Street Trustees Limited up until 31 October 2018, after which it will be Bank of New York Mellon (International) Ltd.
Investment Adviser	Liontrust Investment Partners LLP
Further information	Copies of the prospectus and the latest annual and half-yearly reports, which are the primary source of additional information, are available, without charge, from Liontrust Fund Partners LLP, 2 Savoy Court, London, WC2R, 0EZ. They are also available electronically at www.liontrust.co.uk/Literature/DownloadLiterature .
Taxation	UK tax legislation may have an impact upon your own personal tax position.
Fund prices and other information	The Fund's last published price is available from Liontrust Fund Partners LLP at www.liontrust.co.uk/Products/FundPrices or by writing to us at 2 Savoy Court, London, WC2R 0EZ or by telephoning 0330 123 3822 during business hours (9.00am – 5.00pm).
Remuneration	Information on the current remuneration policy of the Fund, including a description of how remuneration and benefits are calculated and the identity of persons responsible for awarding the remuneration and benefits, is available at www.liontrust.co.uk . A paper copy of this information is available free of charge upon request from Liontrust Fund Partners LLP at 2 Savoy Court, London, WC2R 0EZ.

Key Investor Information



This document provides you with key investor information about this Fund. It is not marketing material. The information is required by law to help you understand the nature and the risks of investing in this Fund. You are advised to read it so you can make an informed decision about whether to invest.

M&G Emerging Markets Bond Fund
a sub-fund of M&G Investment Funds (3)
Sterling Class I – Accumulation shares ISIN no. GB00B7GNKY53
Managed by M&G Securities Limited, which is part of the Prudential Group

Objective and investment policy

The fund aims to provide income and capital growth.

Core investment: At least 70% of the fund is invested in bonds issued by the governments, government agencies or companies of emerging market nations*, which can be denominated in any currency.

Other investments: The fund also invests in currencies, focusing mainly on emerging market currencies and major currencies such as the US dollar and euro. It also holds cash or assets that can be turned into cash quickly.

Use of derivatives: Derivatives may be used to invest indirectly in bonds, to reduce risks and costs and to manage the impact of changes in currency exchange rates on the fund's investments.

Strategy in brief: The fund manager selects investments based on an assessment of global, regional, and country-specific macroeconomic factors, followed by in-depth analysis of individual bond issuers. The manager is assisted in the selection of individual bonds by the deputy fund manager and an in-house team of analysts. The fund is diversified by investing in a range of bonds from across the global emerging markets.

* M&G has the discretion to decide which countries qualify as emerging markets. Typically, these will be countries that the International Monetary Fund or World Bank defines as emerging or developing economies.

Glossary terms

Bonds: Loans to governments and companies that pay interest.
Derivatives: Financial contracts whose value is derived from other assets.

Other information

The fund may invest more than 35% in securities issued or guaranteed by a member state of the European Economic Area or other countries listed in the fund's Prospectus. This investment may be combined with the use of derivatives in pursuit of the fund's investment objective.

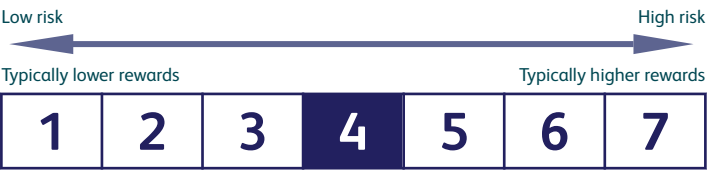
The fund manager has the freedom to decide which investments should be held in the fund.

You can buy and sell shares in the fund on any business day. Provided we receive your instructions before 12 noon, shares will be bought at that day's price.

Any income from the fund will be rolled up into the value of your investment.

In addition to the charges set out in the charges section, the fund will incur portfolio transaction costs which are paid from the assets of the fund. These can be higher when investing outside Europe.

Risk and reward profile



- The above risk number is based on the rate at which the value of the fund has moved up and down in the past. It may not be a reliable indicator of the future risk profile of the fund.
- The risk number shown is not guaranteed and may change over time.
- The lowest risk number does not mean risk free.

The main risks that could affect performance are set out below:

- The value of investments and the income from them will rise and fall. This will cause the fund price, as well as any income paid by the fund, to fall as well as rise. There is no guarantee the fund will achieve its objective, and you may not get back the amount you originally invested.
- The value of the fund may fall if the issuer of a fixed income security held is unable to pay income payments or repay its debt (known as a default).
- When interest rates rise, the value of the fund is likely to fall.
- Changes in currency exchange rates will affect the value of your investment.
- The fund will invest in emerging markets which are generally smaller, more sensitive to economic and political factors, and where investments are less easily bought and sold. In exceptional circumstances, the fund may encounter difficulties when selling or collecting income from these investments, which could cause the fund to incur a loss. In extreme circumstances, it could lead to the temporary suspension of dealing in shares in the fund.
- The fund may use derivatives in a limited way to gain exposure to investments exceeding the value of the fund (leverage). This may cause greater changes in the fund's price and increase the risk of loss.
- The fund may use derivatives with the aim of profiting from a rise or a fall in the value of an asset (for example, a company's bonds). However, if the asset's value varies in a different manner, the fund may incur a loss.
- Where market conditions make it hard to sell the fund's investments at a fair price to meet customers' sale requests, we may temporarily suspend dealing in the fund's shares.
- Some transactions the fund makes, such as placing cash on deposit, require the use of other financial institutions (for example, banks). If one of these institutions defaults on their obligations or becomes insolvent, the fund may incur a loss.

A more detailed description of the risk factors that apply to the fund can be found in the fund's Prospectus.

Charges

The charges shown in the table are used to pay the costs of running the fund, including the costs of marketing and distributing it. These charges reduce the potential growth of your investment.

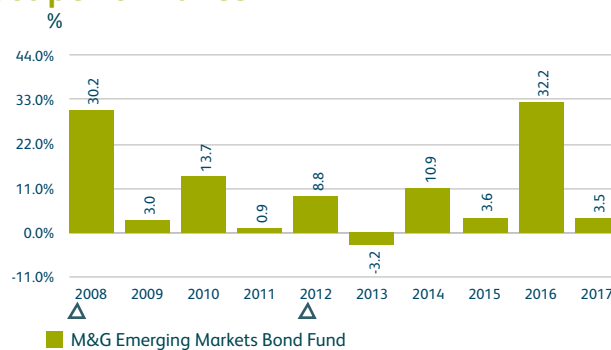
One-off charges taken before or after you invest	
Entry charge	0.00%
Exit charge	0.00%
The entry charge is the maximum that might be taken out of your money before it is invested.	
Charges taken from the fund over a year	
Ongoing charge	0.79%
Charges taken from the fund under certain specific conditions	
Performance fee	None

The entry and exit charges shown are the maximum figures and, in some cases, you may pay less. You can find out the exact charges which apply to your investment by contacting your financial adviser or distributor or, if you have invested directly with us, you can contact us using the details given in the practical information section.

The ongoing charge is based on expenses for the year ending 30 June 2018. This figure may change from year to year. It excludes portfolio transaction costs.

For more information on charges, please see the relevant sections of the Prospectus at www.mandg.co.uk/literature

Past performance



- Past performance is not a guide to future performance.
 - The past performance calculation excludes UK taxes from 01 January 2017. It does not take into account the entry and exit charges but does take into account the ongoing charge, as shown in the charges section.
 - The Fund launched on 15 October 1999 and the Sterling Class I Accumulation share class launched on 19 April 2012.
 - Past performance is calculated using Sterling Class I Accumulation shares.
- △ 01 September 2008. The fund changed its objective. The past performance shown before this change was therefore achieved under circumstances that no longer apply. For more information about this change, visit www.mandg.co.uk/objectivechange
- △ 19 April 2012. The fund changed its objective. The past performance shown before this change was therefore achieved under circumstances that no longer apply. For more information about this change, visit www.mandg.co.uk/objectivechange

Practical information

The depositary is NatWest Trustee and Depositary Services Limited.

For more information about this fund, please visit www.mandg.co.uk/literature where you will find a copy of the Prospectus, Instrument of Incorporation and the latest annual or interim Investment Report and Financial Statements. These documents are in English and are available free of charge. Our website also provides other information such as share prices.

UK tax laws apply to the fund, and this may affect your personal tax position. Please speak to an adviser for more information.

M&G Securities Limited may be held liable solely on the basis of any statement contained in this document that is misleading, inaccurate or inconsistent with the relevant parts of the Prospectus for the fund.

The fund is a sub-fund of M&G Investment Funds (3), an umbrella Open Ended Investment Company (OEIC). The Prospectus, and annual or interim Investment Report and Financial Statements contain information about all of the sub-funds in M&G Investment Funds (3).

The assets of each sub-fund within the umbrella OEIC are segregated by law. This means that the assets belong exclusively to that sub-fund and shall not be used or made available to pay the debts of any other sub-fund or the umbrella OEIC.

You may switch between other sub-funds of M&G Investment Funds (3). An entry charge may apply. Details on switching are provided in the Important Information for Investors document and the fund's Prospectus, or by calling M&G Customer Relations on 0800 390 390.

Other share classes may exist for the fund as set out in the relevant Prospectus.

For up-to-date details of the staff remuneration policy that applies to M&G Securities Limited, including a description of how remuneration and benefits are calculated, the make-up of the remuneration committee, and the identities of persons responsible for awarding the remuneration and benefits, please visit www.mandg.co.uk/remuneration. We will provide a paper copy of this information, free of charge, if you require one.

This Fund is authorised in the UK and regulated by the Financial Conduct Authority. M&G Securities Limited is authorised in the UK and regulated by the Financial Conduct Authority.

This key investor information is accurate as at 02 November 2018.

Key Investor Information

This document provides you with key investor information about this Fund. It is not marketing material. The information is required by law to help you understand the nature and the risks of investing in this Fund. You are advised to read it so you can make an informed decision about whether to invest.



M&G Global Macro Bond Fund

Sterling Class I – Accumulation shares ISIN no. GB00B78PGS53

Managed by M&G Securities Limited, which is part of the Prudential Group

Objective and investment policy

The fund aims to provide income and capital growth over five years or more.

Core investment: At least 70% of the fund is invested in bonds issued by companies and governments from anywhere in the world. The fund holds these assets directly and through derivatives.

Other investments: The fund can also invest in any currency, and cash or assets that can be turned into cash quickly.

Use of derivatives: Derivatives may be used to invest indirectly in bonds, to reduce risks and costs and to manage the impact of changes in currency exchange rates on the fund's investments.

Strategy in brief: The fund is a flexible global bond fund. The fund manager selects investments based on an assessment of macroeconomic factors such as economic growth, interest rates and inflation. This analysis determines which areas of the global bond markets the manager believes the fund should invest in to achieve its objective. It also influences the subsequent selection of individual bond holdings, as well as the fund's currency exposures. The manager is assisted in the selection of individual bonds by the deputy fund manager and an in-house team of analysts. The fund is diversified by investing in a range of bonds from across the global bond markets.

Glossary terms

Bonds: Loans to governments and companies that pay interest.

Derivatives: Financial contracts whose value is derived from other assets.

Other information

The fund may invest more than 35% in securities issued or guaranteed by a member state of the European Economic Area or other countries listed in the fund's Prospectus. This investment may be combined with the use of derivatives in pursuit of the fund's investment objective.

The fund manager has the freedom to decide which investments should be held in the fund.

You can buy and sell shares in the fund on any business day. Provided we receive your instructions before 11.30 CET, shares will be bought at that day's price.

Any income from the fund will be rolled up into the value of your investment.

In addition to the charges set out in the charges section, the fund will incur portfolio transaction costs which are paid from the assets of the fund. These can be higher when investing outside Europe.

Risk and reward profile



• The above risk number is based on the rate at which the value of the fund has moved up and down in the past. It may not be a reliable indicator of the future risk profile of the fund.

- The risk number shown is not guaranteed and may change over time.
- The lowest risk number does not mean risk free.

The main risks that could affect performance are set out below:

- The value of investments and the income from them will rise and fall. This will cause the fund price, as well as any income paid by the fund, to fall as well as rise. There is no guarantee the fund will achieve its objective, and you may not get back the amount you originally invested.
- Changes in currency exchange rates will affect the value of your investment.
- The fund may use derivatives in a limited way to gain exposure to investments exceeding the value of the fund (leverage). This may cause greater changes in the fund's price and increase the risk of loss.
- The fund may use derivatives with the aim of profiting from a rise or a fall in the value of an asset (for example, a company's bonds). However, if the asset's value varies in a different manner, the fund may incur a loss.
- The fund manager may use derivatives with the aim of producing a capital gain if interest rates rise (normally, if interest rates rise, the capital value of fixed income securities will fall). However, if interest rates fall, the fund may incur a loss.
- The value of the fund may fall if the issuer of a fixed income security held is unable to pay income payments or repay its debt (known as a default).
- The fund will invest in emerging markets which are generally smaller, more sensitive to economic and political factors, and where investments are less easily bought and sold. In exceptional circumstances, the fund may encounter difficulties when selling or collecting income from these investments, which could cause the fund to incur a loss. In extreme circumstances, it could lead to the temporary suspension of dealing in shares in the fund.
- Where market conditions make it hard to sell the fund's investments at a fair price to meet customers' sale requests, we may temporarily suspend dealing in the fund's shares.
- Some transactions the fund makes, such as placing cash on deposit, require the use of other financial institutions (for example, banks). If one of these institutions defaults on their obligations or becomes insolvent, the fund may incur a loss.

A more detailed description of the risk factors that apply to the fund can be found in the fund's Prospectus.

Charges

The charges shown in the table are used to pay the costs of running the fund, including the costs of marketing and distributing it. These charges reduce the potential growth of your investment.

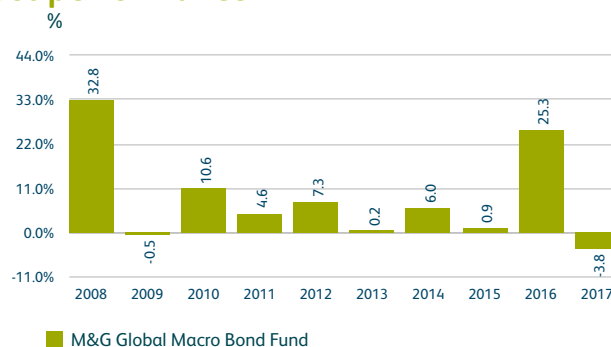
One-off charges taken before or after you invest	
Entry charge	0,00%
Exit charge	0,00%
The entry charge is the maximum that might be taken out of your money before it is invested.	
Charges taken from the fund over a year	
Ongoing charge	0,81%
Charges taken from the fund under certain specific conditions	
Performance fee	None

The entry and exit charges shown are the maximum figures and, in some cases, you may pay less. You can find out the exact charges which apply to your investment by contacting your financial adviser or distributor or, if you have invested directly with us, you can contact us using the details given in the practical information section.

The ongoing charge is based on expenses for the year ending 30 April 2018. This figure may change from year to year. It excludes portfolio transaction costs.

For more information on charges, please see the relevant sections of the Prospectus at www.mandg.ch/en

Past performance



- Past performance is not a guide to future performance.
- The past performance calculation excludes UK taxes from 01 February 2017. It does not take into account the entry and exit charges but does take into account the ongoing charge, as shown in the charges section.
- The Fund launched on 15 October 1999 and the Sterling Class I Accumulation share class launched on 16 December 2011.
- Sterling Class I - Accumulation shares do not have 10 complete years of past performance information available as they launched on 16 December 2011. Therefore, past performance information for Sterling Class X shares has been used for the period.

Practical information

The depositary is NatWest Trustee and Depositary Services Limited.

The representative and paying agent of the fund in Switzerland is Société Générale, Paris, Zurich Branch, Talacker 50, P.O. Box 5070, CH-8021 Zürich.

For more information about this fund, please visit www.mandg.ch/en where you will find a copy of the Prospectus, the Key Investor Information, Instrument of Incorporation, and the latest Annual and Semi-Annual reports, free of charge. Other information not contained in the above documents, such as share prices, can be found free of charge on: www.fundinfo.com. Alternatively, you will find any of these documents from the representative in Switzerland in their latest legally valid version in German, free of charge.

This fund is subject to UK tax laws, which may have an impact on your personal tax position. Please speak to an adviser for more information.

M&G Securities Limited may be held liable solely on the basis of any statement contained in this document that is misleading, inaccurate or inconsistent with the relevant parts of the Prospectus for the fund.

Other share classes may exist for the fund as set out in the relevant Prospectus.

For up-to-date details of the staff remuneration policy that applies to M&G Securities Limited, including a description of how remuneration and benefits are calculated, the make-up of the remuneration committee, and the identities of persons responsible for awarding the remuneration and benefits, please visit www.mandg.ch/remuneration. We will provide a paper copy of this information, free of charge, if you require one.

This Fund is authorised in the UK and regulated by the Financial Conduct Authority. M&G Securities Limited is authorised in the UK and regulated by the Financial Conduct Authority.

This key investor information is accurate as at 28 September 2018.

KEY INVESTOR INFORMATION

This document provides you with key investor information about this Fund. It is not marketing material. The information is required by law to help you understand the nature and the risks of investing in this Fund. You are advised to read it so you can make an informed decision about whether to invest.



Merian North American Equity Fund U2 (GBP) Accumulation Shares (GB00BHBX8917)

A sub-fund of Merian Investment Funds Series II. Managed by Quilter Investors Limited

OBJECTIVES AND INVESTMENT POLICY

Objective: long-term capital growth by investing primarily in shares (i.e. equities) and similar investments of companies listed or located in the US and Canada.

Policy: the Fund invests primarily in US and Canadian company shares and similar investments.

The Fund uses derivatives (i.e. financial contracts whose value is linked to the expected price movements of an underlying investment) with the aim of reducing the overall costs and/or risks of the Fund.

Portfolio construction is driven by systematic analysis of companies against several distinct characteristics including stock price valuation, balance sheet quality, growth characteristics, efficient use of capital, analyst sentiment and supportive market trends to identify attractively priced investment opportunities.

The MSCI North America Index with net dividends re-invested is a point of reference against which the performance of the Fund may be measured. The Fund is managed having regard to the Index; however the Fund does not track the Index.

Recommendation: the Fund may not be appropriate for investors who plan to withdraw their money within 5 years.

Treatment of income: as shares in this class are accumulation shares, income from investments will be reinvested into the Fund and reflected in the value of the shares.

Dealing: you can buy and sell shares on any working day in London.

RISK AND REWARD PROFILE



The calculated risk and reward category, as shown above, uses a method of calculation derived from EU rules. It is based on the rate at which the returns of the Fund have moved up and down in the past (i.e. volatility) and is not a guide to the future risk and reward category of the Fund. The category shown is not a target or guarantee and may shift over time. Even the lowest category 1 does not mean a risk-free investment. The seven-category scale is nonlinear, for example, 2 is not twice as risky as 1.

Funds in category 5 have in the past shown moderately high volatility. With a fund of category 5, you have a moderately high risk of losing money but your chance for gains is also moderately high.

Investment risk - there is no guarantee that the Fund will achieve its objective. A capital loss of some or all of the amount invested may occur.

Geographic concentration risk - a fall in the US and Canadian markets may have a significant impact on the value of the Fund because it primarily invests in these markets.

Currency risk - the Fund is denominated in British Pounds but holds assets denominated in other currencies. The value of your shares may rise and fall as a result of exchange rate movements between these currencies.

Derivative risk - the Fund uses derivatives to reduce costs and/or the overall risk of the Fund (i.e. Efficient Portfolio Management (EPM)). Derivatives involve a level of risk, however, for EPM they should not increase the overall riskiness of the Fund. Derivatives also involve counterparty risk where the institutions acting as counterparty to derivatives may not meet their contractual obligations.

Capital erosion risk - the Fund takes its charges from the income of the Fund in the first instance. The impact of Fund charges may be material on the value of any income you receive from your investment. There is potential for capital erosion if insufficient income is generated by the Fund to cover these charges. Capital erosion may have the effect of reducing the level of income generated.

For a more detailed explanation of risks, please refer to the "Risks" section of the prospectus.

CHARGES

These charges are used to pay the costs of running the Fund, including the costs of marketing and distribution. Overall, they reduce the growth of your investment.

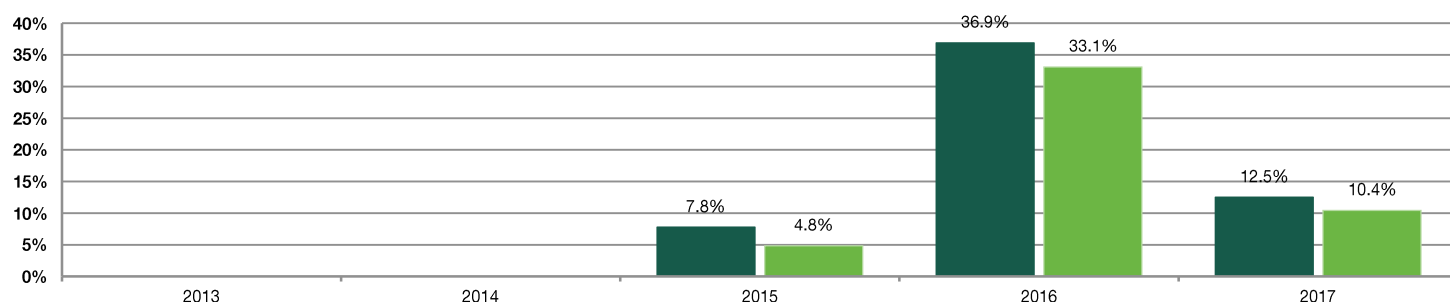
One-off charges taken before or after you invest	
Entry charge	None
Exit charge	None
<i>This is the maximum that might be taken out of your money before it is invested and before the proceeds of your investment are paid out.</i>	
Charges taken from the Fund over a year	
Ongoing charge	0.80%
Charges taken from the Fund under specific conditions	
Performance fee	None

The charges shown are the maximum figures. In some cases you might pay less. You can find out your actual charges from your financial adviser or distributor.

The ongoing charges figure is based on the fixed ongoing charge as detailed in the prospectus. It excludes portfolio transaction costs, except in the case of an entry/exit charge paid by the Fund when buying or selling shares in another collective investment undertaking and may vary from year to year.

You can find out more details about the charges by looking at Schedule 1 of the prospectus.

PAST PERFORMANCE



■ U2 (GBP) Accumulation Shares

Past performance is not a guide to future performance.

The past performance shown does not take into account any entry or exit charges but does take into account the ongoing charge, as shown in the Charges section.

■ MSCI North America Index with net dividends re-invested

The value of the class is calculated in British Pounds. The Index is in British Pounds.

The Fund launched on 6 April 1985. This class started to issue shares on 17 February 2014.

PRACTICAL INFORMATION

The Depositary is Citibank Europe plc, UK branch.

Merian North American Equity Fund is a sub-fund of Merian Investment Funds Series II (the "Company"). The assets and liabilities of each sub-fund are segregated from other sub-funds although it is not yet known whether a foreign court would give effect to segregated liability under a foreign law contract and so this is not certain in every circumstance.

Further information about the Company, copies of its prospectus, annual and half-yearly reports may be obtained, for the entire Company, free of charge in English from the registrar, DST, P.O. Box 10278 Chelmsford, CM99 2AR or visit www.merian.com or www.quilterinvestors.com.

Details of Quilter Investors Limited's remuneration policy which includes a description of how remuneration and benefits are calculated, the identities of the persons responsible for awarding remuneration and benefits and details of the remuneration committee, are available at www.quilterinvestors.com. A paper copy will be made available free of charge upon request to Quilter Investors Limited.

The latest share prices are available from the registrar during normal business hours and will be published daily at www.merian.com and www.quilterinvestors.com.

You may switch your shares to the shares of another sub-fund of the Company free of charge. For further details see the "Switching" section of the prospectus.

This Fund is subject to tax laws and regulations of the United Kingdom. Depending on your home country of residence, this might have an impact on your personal tax position. For further details, please speak to your financial adviser.

Quilter Investors Limited may be held liable solely on the basis of any statement contained in this document that is misleading, inaccurate or inconsistent with the relevant parts of the prospectus for the Company.

This Fund is authorised in the United Kingdom and regulated by the Financial Conduct Authority.

Quilter Investors Limited is authorised in the United Kingdom and regulated by the Financial Conduct Authority.

This key investor information is accurate as at 1 October 2018.

KEY INVESTOR INFORMATION

This document provides you with key investor information about this Fund. It is not marketing material. The information is required by law to help you understand the nature and the risks of investing in this Fund. You are advised to read it so you can make an informed decision about whether to invest.



Merian UK Mid Cap Fund U2 (GBP) Accumulation Shares (GB00BHBX8N56)

A sub-fund of Merian Investment Funds Series I. Managed by Quilter Investors Limited

OBJECTIVES AND INVESTMENT POLICY

Objective: capital growth by investing primarily in shares (i.e. equities) and similar investments of medium-sized companies listed or located in the UK.

Policy: the Fund invests in UK company shares and similar investments. The Fund will typically invest at least 75% in medium sized UK companies. Medium sized companies are defined as those which have a market capitalisation consistent with the FTSE 250 Index.

The Fund will typically invest in the shares of fewer than 60 companies.

The Fund may use derivatives (i.e. financial contracts whose value is linked to the expected price movements of an underlying investment) with the aim of reducing the overall costs and/or risks of the Fund.

Portfolio construction is driven by research into a company’s future prospects in the context of the economic environment to identify attractively priced investment opportunities.

The FTSE 250 ex Investment Trust Index is a point of reference against which the performance of the Fund may be measured.

Recommendation: the Fund may not be appropriate for investors who plan to withdraw their money within 5 years.

Treatment of income: as shares in this class are accumulation shares, income from investments will be reinvested into the Fund and reflected in the value of the shares.

Dealing: you can buy and sell shares on any working day in London.

RISK AND REWARD PROFILE



The calculated risk and reward category, as shown above, uses a method of calculation derived from EU rules. It is based on the rate at which the returns of the Fund have moved up and down in the past (i.e. volatility) and is not a guide to the future risk and reward category of the Fund. The category shown is not a target or guarantee and may shift over time. Even the lowest category 1 does not mean a risk-free investment. The seven-category scale is nonlinear, for example, 2 is not twice as risky as 1.

Funds in category 5 have in the past shown moderately high volatility. With a fund of category 5, you have a moderately high risk of losing money but your chance for gains is also moderately high.

Investment risk - there is no guarantee that the Fund will achieve its objective. A capital loss of some or all of the amount invested may occur.

Geographic concentration risk - a fall in the UK market may have a significant impact on the value of the Fund because it primarily invests in this market.

Concentration risk (number of investments) - the Fund may at times hold a smaller number of investments, and therefore a fall in the value of a single investment may have a greater impact on the Fund’s value than if it held a larger number of investments.

Currency risk - the Fund is denominated in British Pounds but may hold assets denominated in, or with exposure to, other currencies. The value of your shares may rise and fall as a result of exchange rate movements between these currencies.

Derivative risk - the Fund may use derivatives to reduce costs and/or the overall risk of the Fund (i.e. Efficient Portfolio Management (EPM)). Derivatives involve a level of risk, however, for EPM they should not increase the overall riskiness of the Fund. Derivatives also involve counterparty risk where the institutions acting as counterparty to derivatives may not meet their contractual obligations.

Capital erosion risk - the Fund takes its charges from the income of the Fund in the first instance. The impact of Fund charges may be material on the value of any income you receive from your investment. There is potential for capital erosion if insufficient income is generated by the Fund to cover these charges. Capital erosion may have the effect of reducing the level of income generated.

For a more detailed explanation of risks, please refer to the "Risks" section of the prospectus.

CHARGES

These charges are used to pay the costs of running the Fund, including the costs of marketing and distribution. Overall, they reduce the growth of your investment.

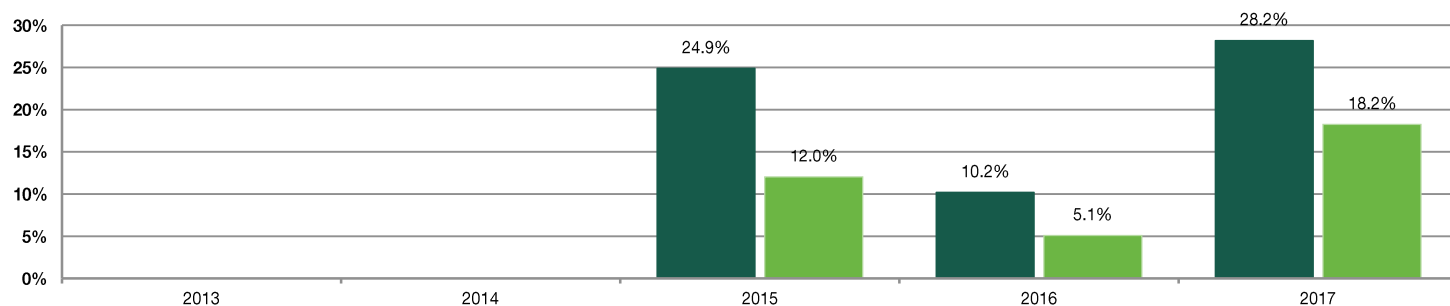
One-off charges taken before or after you invest	
Entry charge	None
Exit charge	None
<i>This is the maximum that might be taken out of your money before it is invested and before the proceeds of your investment are paid out.</i>	
Charges taken from the Fund over a year	
Ongoing charge	0.70%
Charges taken from the Fund under specific conditions	
Performance fee	None

The charges shown are the maximum figures. In some cases you might pay less. You can find out your actual charges from your financial adviser or distributor.

The ongoing charges figure is based on the fixed ongoing charge as detailed in the prospectus. It excludes portfolio transaction costs, except in the case of an entry/exit charge paid by the Fund when buying or selling shares in another collective investment undertaking and may vary from year to year.

You can find out more details about the charges by looking at Schedule 1 of the prospectus.

PAST PERFORMANCE



■ U2 (GBP) Accumulation Shares

Past performance is not a guide to future performance.

The past performance shown does not take into account any entry or exit charges but does take into account the ongoing charge, as shown in the Charges section.

■ FTSE 250 ex Investment Trust Index

The value of the class is calculated in British Pounds. The Index is in British Pounds.

The Fund launched on 22 February 2002. This class started to issue shares on 17 February 2014.

PRACTICAL INFORMATION

The Depositary is Citibank Europe plc, UK branch.

Merian UK Mid Cap Fund is a sub-fund of Merian Investment Funds Series I (the "Company"). The assets and liabilities of each sub-fund are segregated from other sub-funds although it is not yet known whether a foreign court would give effect to segregated liability under a foreign law contract and so this is not certain in every circumstance.

Further information about the Company, copies of its prospectus, annual and half-yearly reports may be obtained, for the entire Company, free of charge in English from the registrar, DST, P.O. Box 10278 Chelmsford, CM99 2AR or visit www.merian.com or www.quilterinvestors.com.

Details of Quilter Investors Limited's remuneration policy which includes a description of how remuneration and benefits are calculated, the identities of the persons responsible for awarding remuneration and benefits and details of the remuneration committee, are available at www.quilterinvestors.com. A paper copy will be made available free of charge upon request to Quilter Investors Limited.

The latest share prices are available from the registrar during normal business hours and will be published daily at www.merian.com and www.quilterinvestors.com.

You may switch your shares to the shares of another sub-fund of the Company free of charge. For further details see the "Switching" section of the prospectus.

This Fund is subject to tax laws and regulations of the United Kingdom. Depending on your home country of residence, this might have an impact on your personal tax position. For further details, please speak to your financial adviser.

Quilter Investors Limited may be held liable solely on the basis of any statement contained in this document that is misleading, inaccurate or inconsistent with the relevant parts of the prospectus for the Company.

This Fund is authorised in the United Kingdom and regulated by the Financial Conduct Authority.

Quilter Investors Limited is authorised in the United Kingdom and regulated by the Financial Conduct Authority.

This key investor information is accurate as at 1 October 2018.

This document provides you with key investor information about this fund. It is not marketing material. The information is required by law to help you understand the nature and the risks of investing in this fund. You are advised to read it so you can make an informed decision about whether to invest.

Rathbone Income Fund (I-Class)

Fund Manager: Rathbone Unit Trust Management Limited

Accumulation units ISIN: GB00B3Q9WG18

Income units ISIN: GB00B7FQLQ43

Objectives and investment policy

The fund's objective is to seek sustainable above-average income, consistent with the preservation and growth of your investment over the long term.

Under normal circumstances, the fund invests mainly in shares from the UK, but may also invest in those from companies around the world.

The fund may also invest in other securities permitted by UCITS regulations. The fund may use investment techniques and derivatives for efficient portfolio management (including hedging).

The fund is managed at the fund manager's discretion without reference to any benchmark. The manager uses its own analysis to identify those individual companies that can offer the best overall combination of price, risk, income and growth prospects.

Designed for: Investors who understand the fund risks, want an investment that focuses on income, and intend to invest their money for at least five years.

You can buy and sell units on each business day of the fund between 9am and 5pm.

The fund offers accumulation units (units in which any income payable by the fund is reinvested) and income units (units in which any income received in the fund will be paid to the unitholder).

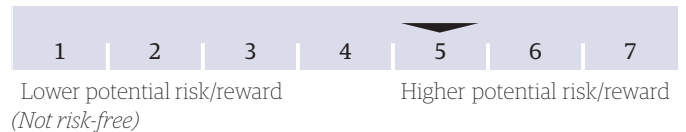
Terms to understand

Derivatives: Financial instruments whose value is linked to one or more rates, indices, share prices or other values.

Hedging: Using techniques to partially cancel out risks.

Shares: For the purposes of the investment policy, securities that represent fractional ownership in a company (as distinct from portions of this fund).

Risk and reward profile



This indicator is a measure of the fund's past volatility (the extent and rapidity of up-and-down movements of the value of an investment). It may not be a reliable indication of the fund's future risk. The risk category shown is not a target or a guarantee and may change over time.

The risk indicator for this fund reflects the following:

– As an asset class, shares have greater risk than either bonds or money market instruments.

The value of investments in the fund and the income from them may go down as well as up and you may not get back your original investment when you sell your units.

During unusual market conditions, the risks normally experienced by the fund may increase significantly, and in addition, the fund may be subject to the following risks:

Counterparty risk: The fund could lose money if an entity with which it does business becomes unwilling or unable to honour its obligations to the fund.

Currency risk: Changes in currency exchange rates could adversely affect fund performance.

Liquidity risk: During difficult market conditions, some securities may become hard to value or sell at a desired price.

Management risk: Investment management techniques that have worked well in normal market conditions could prove ineffective or detrimental in extreme market conditions.

Charges for this fund

The fund manager receives an annual fee, which is included in the ongoing charges shown below. Ongoing charges are the same for all investors in the same class. The charges shown below are based on actual fees and expenses for the year ending 30 September 2017.

One-off charges taken before or after you invest:

Entry charge none

Exit charge none

Charges taken from the fund over a year:

Ongoing charges 0.79% (Acc units); 0.79% (Inc units)

Charges taken from the fund under specific conditions:

Performance fee none

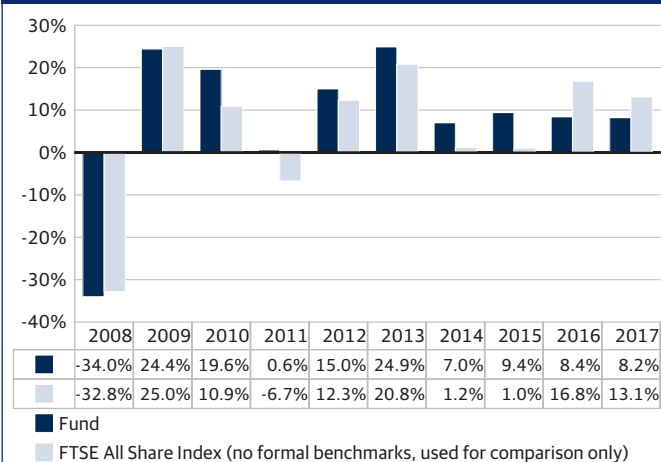
For more information about charges, please see the "Charges" section of the fund's Prospectus, available by calling the Information Line or emailing rutm@rathbones.com.

Past performance

Basis of performance: bid to bid, net income reinvested.

Fund inception: 12 February 1971. I-Class units were launched 1st March 2012. Performance is based on the prices for R-Class units prior to that date.

Rathbone Income Fund I-Class in GBP



Source: Financial Express and Rathbones

Practical information

Trustee: National Westminster Bank Plc.

Additional information: This Key Investor Information Document (KIID) may not contain all the information you need. For additional information on the fund (including the Supplementary Information Document), on other units of this fund and on other funds, or to obtain a free copy of the fund's Prospectus or the annual and semi-annual unitholder reports, call the Information Line or write to the registered office, details of which are below. Alternatively, visit rutm.com. The Prospectus and unitholder reports are in English.

For fund performance and most recent unit price, go to rutm.com.

Notices: Rathbone Unit Trust Management Limited may be held liable solely on the basis of any statement contained in this document that is misleading, inaccurate or inconsistent with the relevant parts of the Prospectus for the fund.

The up-to-date remuneration policy of the fund manager, including, but not limited to, a description of how remuneration and benefits are calculated, the identity of persons responsible for awarding the remuneration and benefits, including the composition of the remuneration committee, is available free of charge upon request at the fund manager's registered office. A summary thereof is available on rutm.com/pi/faq.aspx.

Tax: Investors should note that the tax legislation that applies to the fund may have an impact on the personal tax position of their investment in the fund.

Contact your adviser to discuss tax treatment and the suitability of this investment.

Address: Rathbone Unit Trust Management Limited
8 Finsbury Circus, London EC2M 7AZ

Information line: 020 7399 0399

Telephone: 020 7399 0000

Facsimile: 020 7399 0057

Email: rutm@rathbones.com

Website: rutm.com

A member of the Rathbone Group. Registered No. 2376568

Publication date: This Key Investor Information Document is accurate as at 29 January 2018.

This fund and Rathbone Unit Trust Management Limited are authorised and regulated by the Financial Conduct Authority (FCA).

This document provides you with key investor information about this fund. It is not marketing material. The information is required by law to help you understand the nature and the risks of investing in this fund. You are advised to read it so you can make an informed decision about whether to invest.

Schroder Asian Income Fund

an Authorised Unit Trust of Schroder Unit Trusts Limited

Class Z Accumulation GBP (GB00B5BJ7M17)

This fund is managed by Schroder Unit Trusts Limited, which is a member of the Schroders Group.

Objectives and Investment Policy

Objectives

The fund aims to provide capital growth and income over the long term by investing in equities of Asia Pacific companies excluding Japan but including Australia and New Zealand.

Investment Policy

The fund invests at least 80% of its assets in equities of Asia Pacific companies excluding Japan, but including Australia and New Zealand which offer dividend payments.

The fund may also invest in collective investment schemes and warrants, and hold cash.

The fund may use derivatives with the aim of reducing risk or managing the fund more efficiently.

Benchmark

This unit class is managed with reference to the MSCI AC Pacific ex Japan (NDR) financial index. The manager invests on a discretionary basis and is not limited to investing in accordance with the composition of this benchmark.

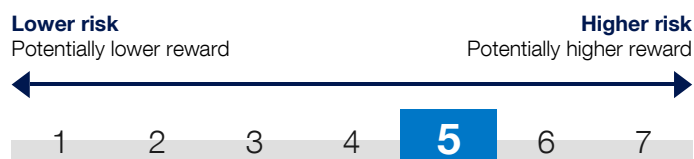
Dealing Frequency

You may redeem your investment upon demand. This fund deals daily.

Distribution Policy

This unit class accumulates income received from the fund's investments, meaning it is kept in the fund and its value is reflected in the price of the unit class.

Risk and Reward Profile



The risk and reward indicator

The risk category was calculated using historical performance data and may not be a reliable indicator of the fund's future risk profile.

The fund's risk category is not guaranteed to remain fixed and may change over time.

A fund in the lowest category does not mean a risk-free investment.

The fund is in this category because it can take higher risks in search of higher rewards and its price may rise and fall accordingly.

Risk factors

The following risks may affect fund performance.

China country risk: Changes in China's political, legal, economic or tax policies could cause losses or higher costs for the fund.

Counterparty risk: The counterparty to a derivative or other contractual agreement or synthetic financial product could become unable to honour its commitments to the fund, potentially creating a partial or total loss for the fund.

Currency risk: The fund can be exposed to different currencies. Changes in foreign exchange rates could create losses.

Derivatives risk: A derivative may not perform as expected, and may create losses greater than the cost of the derivative.

Emerging markets & frontier risk: Emerging markets, and especially frontier markets, generally carry greater political, legal, counterparty and operational risk.

Equity risk: Equity prices fluctuate daily, based on many factors including general, economic, industry or company news.

Liquidity risk: In difficult market conditions, the fund may not be able to sell a security for full value or at all. This could affect performance and could cause the fund to defer or suspend redemptions of its shares.

Operational risk: Failures at service providers could lead to disruptions of fund operations or losses.

Charges

One-off charges taken before or after you invest	
Entry charge	None
Exit charge	None
This is the maximum that might be taken out of your money before it is invested.	
Charges taken from the fund over a year	
Ongoing Charge	0.93%
Charges taken from the fund under certain specific conditions	
Performance fee	None

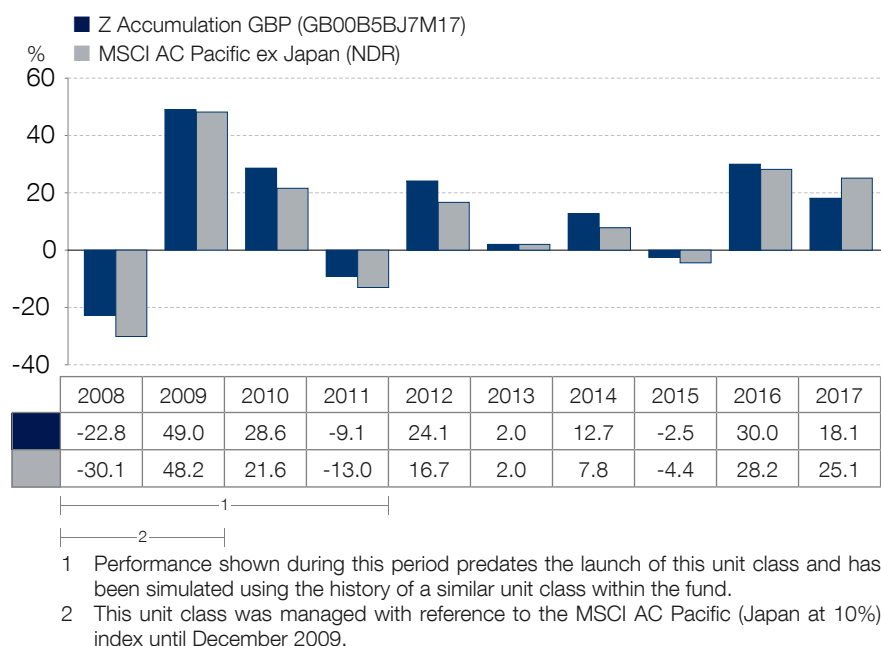
The charges you pay are used to pay the costs of running the fund, including the costs of marketing and distributing it. These charges reduce the potential growth of your investment.

The entry and exit charges shown are maximum figures and in some cases you might pay less. You can find out the actual entry and exit charges from your financial advisor.

The ongoing charges figure is based on the last year's expenses for the year ending December 2017 and may vary from year to year.

Please see the prospectus for more details about the charges.

Past Performance



Past performance is not a guide to future performance and may not be repeated. The value of investments may go down as well as up and you may not get back the amount you originally invested.

The chart shows performance in British pound after the ongoing charges and the portfolio transaction costs have been paid.

The fund was launched on 19 February 1990.

Practical Information

Trustee: J. P. Morgan Europe Ltd.

Further Information: You can get further information about this fund, including the prospectus, latest annual report, any subsequent half-yearly reports and the latest price of units from www.schroders.com/ukinvestor and from Schroders, PO Box 1102, Chelmsford, Essex, CM99 2XX, England, telephone 0800 718 777. They are in English, free of charge.

Tax Legislation: The fund is subject to UK tax legislation which may have an impact on your personal tax position.

Liability: Schroder Unit Trusts Ltd may be held liable solely on the basis of any statement contained in this document that is

misleading, inaccurate or inconsistent with the relevant parts of the fund's prospectus.

Switches: Subject to conditions, you may apply to switch your investment into another unit class within this fund or in another Schroder fund. Please see the prospectus for more details.

Remuneration Policy: A summary of Schroders' remuneration policy and related disclosures is at www.schroders.com/remuneration-disclosures. A paper copy is available free of charge upon request.

Glossary: You can find an explanation of some of the terms used in this document at www.schroders.com/ukinvestor/glossary.

This document provides you with key investor information about this fund. It is not marketing material. The information is required by law to help you understand the nature and the risks of investing in this fund. You are advised to read it so you can make an informed decision about whether to invest.

Schroder Recovery Fund

an Authorised Unit Trust of Schroder Unit Trusts Limited

Class Z Accumulation GBP (GB00B3VVG600)

This fund is managed by Schroder Unit Trusts Limited, which is a member of the Schroders Group.

Objectives and Investment Policy

Objectives

The fund aims to provide capital growth by investing in equities of UK companies that have suffered a severe setback in either share price or profitability.

Investment Policy

The fund invests at least 80% of its assets in equities of UK companies.

The fund applies a disciplined value investment approach, seeking to invest in a select portfolio of companies that the manager believes are significantly undervalued relative to their long-term earnings potential.

Recovery investments can be out of favour for many reasons, including weak short-term profitability, macro-economic concerns or an under strength balance sheet. These factors can significantly reduce the attractiveness of companies to short term investors and induce discounts to fair value. The Manager's recovery investment approach seeks to exploit this in a diversified manner.

The fund may also invest in collective investment schemes and warrants, and hold cash.

The fund may use derivatives with the aim of achieving investment gains, reducing risk or managing the fund more efficiently.

Benchmark

This unit class is not managed with reference to a financial index.

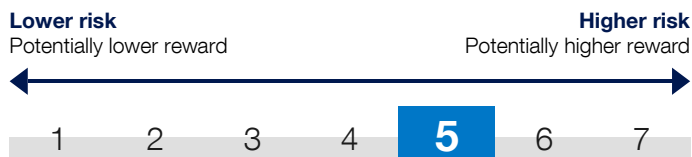
Dealing Frequency

You may redeem your investment upon demand. This fund deals daily.

Distribution Policy

This unit class accumulates income received from the fund's investments, meaning it is kept in the fund and its value is reflected in the price of the unit class.

Risk and Reward Profile



The risk and reward indicator

The risk category was calculated using historical performance data and may not be a reliable indicator of the fund's future risk profile.

The fund's risk category is not guaranteed to remain fixed and may change over time.

A fund in the lowest category does not mean a risk-free investment.

The fund is in this category because it can take higher risks in search of higher rewards and its price may rise and fall accordingly.

Risk factors

The following risks may affect fund performance.

Concentration risk: The fund may be concentrated in a limited number of geographical regions, industry sectors, markets and/or individual positions. This may result in large changes in the value of

the fund, both up or down, which may adversely impact the performance of the fund.

Counterparty risk: The counterparty to a derivative or other contractual agreement or synthetic financial product could become unable to honour its commitments to the fund, potentially creating a partial or total loss for the fund.

Currency risk: The fund can be exposed to different currencies. Changes in foreign exchange rates could create losses.

Derivatives risk: A derivative may not perform as expected, and may create losses greater than the cost of the derivative.

Equity risk: Equity prices fluctuate daily, based on many factors including general, economic, industry or company news.

Leverage risk: The fund uses derivatives for leverage, which makes it more sensitive to certain market or interest rate movements and may cause above-average volatility and risk of loss.

Liquidity risk: In difficult market conditions, the fund may not be able to sell a security for full value or at all. This could affect performance and could cause the fund to defer or suspend redemptions of its shares.

Operational risk: Failures at service providers could lead to disruptions of fund operations or losses.

Charges

One-off charges taken before or after you invest	
Entry charge	None
Exit charge	None
This is the maximum that might be taken out of your money before it is invested.	
Charges taken from the fund over a year	
Ongoing Charge	0.91%
Charges taken from the fund under certain specific conditions	
Performance fee	None

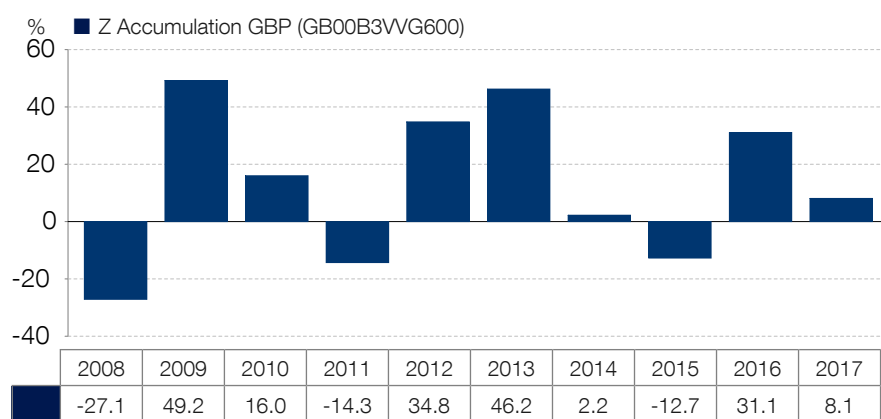
The charges you pay are used to pay the costs of running the fund, including the costs of marketing and distributing it. These charges reduce the potential growth of your investment.

The entry and exit charges shown are maximum figures and in some cases you might pay less. You can find out the actual entry and exit charges from your financial advisor.

The ongoing charges figure is based on the last year's expenses for the year ending December 2017 and may vary from year to year.

Please see the prospectus for more details about the charges.

Past Performance



1 Performance shown during this period predates the launch of this unit class and has been simulated using the history of a similar unit class within the fund.

Past performance is not a guide to future performance and may not be repeated. The value of investments may go down as well as up and you may not get back the amount you originally invested.

The chart shows performance in British pound after the ongoing charges and the portfolio transaction costs have been paid.

The fund was launched on 5 May 1970.

Practical Information

Trustee: J. P. Morgan Europe Ltd.

Further Information: You can get further information about this fund, including the prospectus, latest annual report, any subsequent half-yearly reports and the latest price of units from www.schroders.com/ukinvestor and from Schroders, PO Box 1102, Chelmsford, Essex, CM99 2XX, England, telephone 0800 718 777. They are in English, free of charge.

Tax Legislation: The fund is subject to UK tax legislation which may have an impact on your personal tax position.

Liability: Schroder Unit Trusts Ltd may be held liable solely on the basis of any statement contained in this document that is

misleading, inaccurate or inconsistent with the relevant parts of the fund's prospectus.

Switches: Subject to conditions, you may apply to switch your investment into another unit class within this fund or in another Schroder fund. Please see the prospectus for more details.

Remuneration Policy: A summary of Schroders' remuneration policy and related disclosures is at www.schroders.com/remuneration-disclosures. A paper copy is available free of charge upon request.

Glossary: You can find an explanation of some of the terms used in this document at www.schroders.com/ukinvestor/glossary.

This document provides you with key investor information about this fund. It is not marketing material. The information is required by law to help you understand the nature and the risks of investing in this fund. You are advised to read it so you can make an informed decision about whether to invest.

THREADNEEDLE UK PROPERTY AUTHORISED INVESTMENT FUND (THE "COMPANY")

Class 2 Net Income Units (GBP) GB00BQ1YHW31, regulated by the FCA.

This Fund is managed by Threadneedle Investment Services Limited (the "Management Company") (part of the Columbia and Threadneedle group of companies).

Objectives and Investment Policy

The aim of the Company is to provide income and to grow the amount you invested.

The Company is a Property Authorised Investment Fund ("PAIF") for tax purposes.

The Company will typically invest at least two-thirds of its assets, either directly or indirectly, in commercial real estate in the United Kingdom which is used for business purposes. The Company may also invest in shares, bonds, gilts, and other funds. The Company may invest in other assets including cash to efficiently manage the Company.

Any income the Company generates will be paid to you, unless you have chosen to have it reinvested.

You can buy and sell units in the Company on any day that is a business day in London. You can find more detail on the objective and investment policy of the Company in the "Investment Objective, Policy and other Details of the Company" section of the Prospectus.

Recommendation: this Company may not be appropriate for investors who plan to withdraw within 5 years.

Risk and Reward Profile

- The value of investments can fall as well as rise and investors might not get back the sum originally invested.
- It may be difficult or impossible to realise an investment in the Company because the underlying property held within the Company may not be readily saleable.
- The value of a property is a matter of a valuer's opinion and the true value may not be recognised until the property is sold by the Company.
- As the Company is dual priced, there is a price to buy units and a different price to sell them. Because of the cost of transacting in property, the difference between the two prices is likely to be wider than for other funds. The price at which you deal may change depending on whether the Company is experiencing inflows or outflows of cash, and any change will mean an increase or decrease in the price at which you deal.
- If values in the property market go down or rental income decreases, the Fund's value may be negatively affected.
- Due to the illiquid nature of property and the time it can take to buy or sell assets, under normal circumstances up to 20% of the assets of the Company into which the Company invests may be held as cash deposits. In exceptional circumstances, the level of cash held by the Company may be significantly higher. Holding high levels of cash will have an impact on the performance of the Company and its distributable income until the excess cash is invested in property assets.
- Shares of the Company may exhibit significant price volatility.
- The risks currently identified as applying to the Fund are set out in the "Risk Factors" section of the prospectus.

Charges

The charges you pay are used to pay the costs of running the Fund, including the costs of marketing and distributing it. These charges reduce the potential growth of your investment.

One-off charges taken before or after you invest

Entry Charge:	0.00%
Exit Charge:	0.00%

These are the maximum charges that we might take out of your money before it is invested. In some cases, you might pay less and you should speak to your financial adviser about this.

Charges taken from the fund over a year

Ongoing Charges:	0.81%
------------------	-------

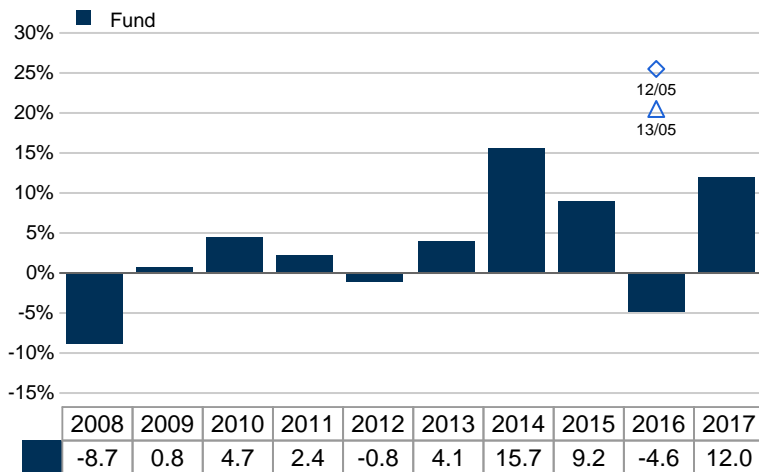
Charges taken from the fund under specific conditions

Performance Fee:	NONE
------------------	------

The ongoing charges figure does not take into account property expenses of 0.76%. These expenses include maintenance and repair fees, property insurance, and letting costs.

The ongoing charges figure is based on expenses for the year ending 15/05/17. This figure may vary from year to year. It excludes the costs of buying or selling assets for the Fund (unless these assets are shares of another fund).

Past Performance



Source: Morningstar

Past performance is not a guide to future performance.

Fund launch date: 13/05/2016

Share/unit class launch date: 13/05/2016

Performance is calculated in GBP.

The past performance information for the period prior to 13 May 2016 is from the Threadneedle UK Property Trust (Class 2 Net Income Units (GBP) GB00B23FNT51) (a unit trust launched on 12 October 2007), which converted into this PAIF structure on 13 May 2016.

All charges and fees, except any entry, exit and switching charge, have been included within the performance.

– Past performance before share class launch date includes data for another share / unit class or fund with similar characteristics.

– Before this date the Fund had different characteristics.

Please refer to www.columbiathreadneedle.com for further details.

Practical Information

- n Depositary: Citibank Europe plc, UK branch.
- n You can obtain further information regarding the Fund, the Company, its Prospectus, latest annual reports and any subsequent half-yearly reports free of charge from the Management Company. The documents are available in English. You can obtain other practical information, including current unit prices, at columbiathreadneedle.com.
- n Details of the remuneration policy, including a description of how remuneration and benefits are calculated and the persons responsible for awarding them (including the composition of the remuneration committee), are available at columbiathreadneedle.com. A paper copy is available free of charge upon request.
- n The tax legislation of the United Kingdom may have an impact on your personal tax position.
- n You may exchange your shares for shares of other funds of the Company, if available. Details can be found in the section of the prospectus with the heading "Switching/Converting". This share class is representing other classes of the Fund, details of which can be found in the prospectus or at columbiathreadneedle.com.

This Fund is authorised in the United Kingdom, and regulated by the Financial Conduct Authority. Threadneedle Investment Services Limited is authorised in the United Kingdom, and regulated by the Financial Conduct Authority.